



Individual Report for John Girard (ITEC3155-01)

Project Title: **Fall 2021 - MGA Student Course Evaluations**

Courses Audience: **8**

Responses Received: **4**

Response Ratio: **50.0%**

Subject Details

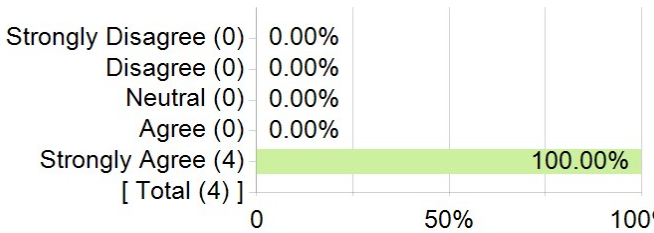
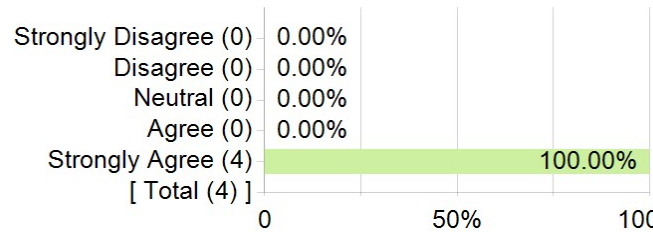
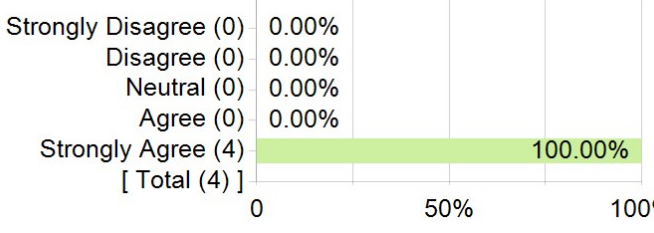
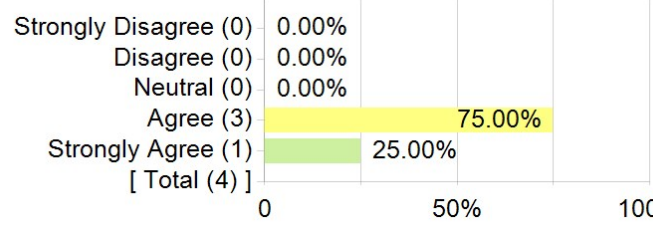
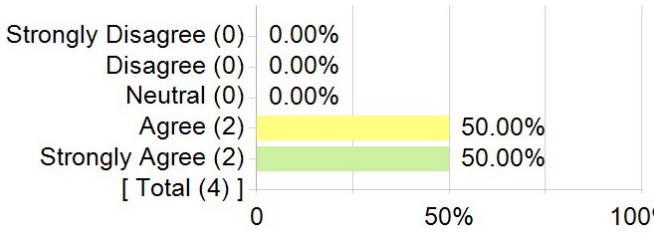
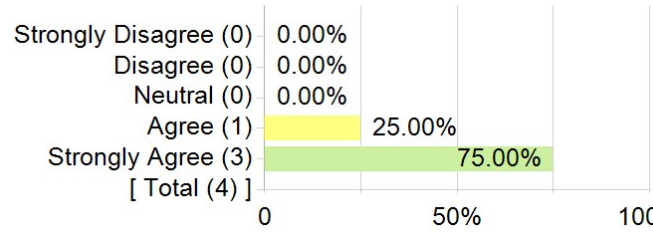
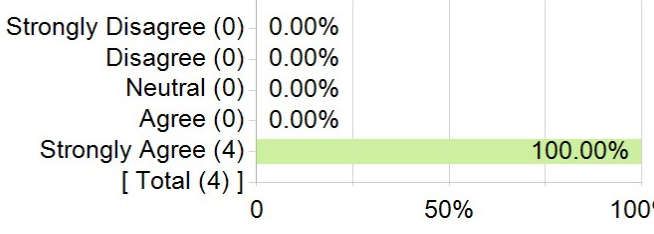
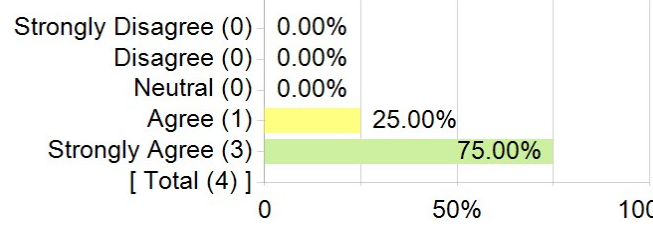
Section	01
Department	IT
School	CP

Report Comments

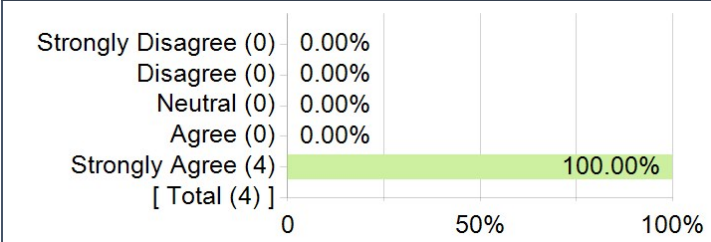
Individual reports for faculty - Fall 2021

Creation Date: **Thursday, December 09, 2021**

Questions about Instructor

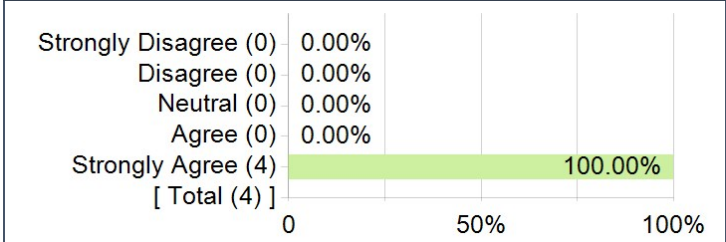
<p>1. The instructor expresses clear expectations for student performance in this course.</p>  <table border="1" data-bbox="121 493 771 619"> <thead> <tr> <th>Statistics</th> <th>Value</th> </tr> </thead> <tbody> <tr> <td>Mean</td> <td>5.00</td> </tr> <tr> <td>Standard Deviation</td> <td>0.00</td> </tr> </tbody> </table>	Statistics	Value	Mean	5.00	Standard Deviation	0.00	<p>2. The instructor is organized and prepared.</p>  <table border="1" data-bbox="836 493 1485 619"> <thead> <tr> <th>Statistics</th> <th>Value</th> </tr> </thead> <tbody> <tr> <td>Mean</td> <td>5.00</td> </tr> <tr> <td>Standard Deviation</td> <td>0.00</td> </tr> </tbody> </table>	Statistics	Value	Mean	5.00	Standard Deviation	0.00
Statistics	Value												
Mean	5.00												
Standard Deviation	0.00												
Statistics	Value												
Mean	5.00												
Standard Deviation	0.00												
<p>3. The instructor encourages me to think critically.</p>  <table border="1" data-bbox="121 934 771 1050"> <thead> <tr> <th>Statistics</th> <th>Value</th> </tr> </thead> <tbody> <tr> <td>Mean</td> <td>5.00</td> </tr> <tr> <td>Standard Deviation</td> <td>0.00</td> </tr> </tbody> </table>	Statistics	Value	Mean	5.00	Standard Deviation	0.00	<p>4. The instructor fosters active class participation.</p>  <table border="1" data-bbox="836 934 1485 1050"> <thead> <tr> <th>Statistics</th> <th>Value</th> </tr> </thead> <tbody> <tr> <td>Mean</td> <td>4.25</td> </tr> <tr> <td>Standard Deviation</td> <td>0.50</td> </tr> </tbody> </table>	Statistics	Value	Mean	4.25	Standard Deviation	0.50
Statistics	Value												
Mean	5.00												
Standard Deviation	0.00												
Statistics	Value												
Mean	4.25												
Standard Deviation	0.50												
<p>5. The instructor is willing to give individual assistance outside of class (via office phone, MGA email, office hours, and so forth).</p>  <table border="1" data-bbox="121 1386 771 1507"> <thead> <tr> <th>Statistics</th> <th>Value</th> </tr> </thead> <tbody> <tr> <td>Mean</td> <td>4.50</td> </tr> <tr> <td>Standard Deviation</td> <td>0.58</td> </tr> </tbody> </table>	Statistics	Value	Mean	4.50	Standard Deviation	0.58	<p>6. The instructor motivates me to learn.</p>  <table border="1" data-bbox="836 1386 1485 1507"> <thead> <tr> <th>Statistics</th> <th>Value</th> </tr> </thead> <tbody> <tr> <td>Mean</td> <td>4.75</td> </tr> <tr> <td>Standard Deviation</td> <td>0.50</td> </tr> </tbody> </table>	Statistics	Value	Mean	4.75	Standard Deviation	0.50
Statistics	Value												
Mean	4.50												
Standard Deviation	0.58												
Statistics	Value												
Mean	4.75												
Standard Deviation	0.50												
<p>7. The instructor is enthusiastic about the subject matter.</p>  <table border="1" data-bbox="121 1827 771 1934"> <thead> <tr> <th>Statistics</th> <th>Value</th> </tr> </thead> <tbody> <tr> <td>Mean</td> <td>5.00</td> </tr> <tr> <td>Standard Deviation</td> <td>0.00</td> </tr> </tbody> </table>	Statistics	Value	Mean	5.00	Standard Deviation	0.00	<p>8. The instructor shows respect and concern for students.</p>  <table border="1" data-bbox="836 1827 1485 1934"> <thead> <tr> <th>Statistics</th> <th>Value</th> </tr> </thead> <tbody> <tr> <td>Mean</td> <td>4.75</td> </tr> <tr> <td>Standard Deviation</td> <td>0.50</td> </tr> </tbody> </table>	Statistics	Value	Mean	4.75	Standard Deviation	0.50
Statistics	Value												
Mean	5.00												
Standard Deviation	0.00												
Statistics	Value												
Mean	4.75												
Standard Deviation	0.50												

9. The instructor evaluates student performance in a fair manner.



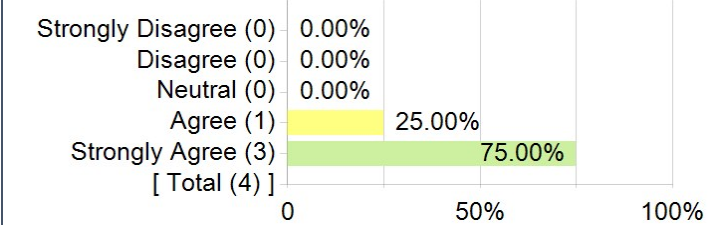
Statistics	Value
Mean	5.00
Standard Deviation	0.00

10. The instructor returns graded student work in a timely manner.



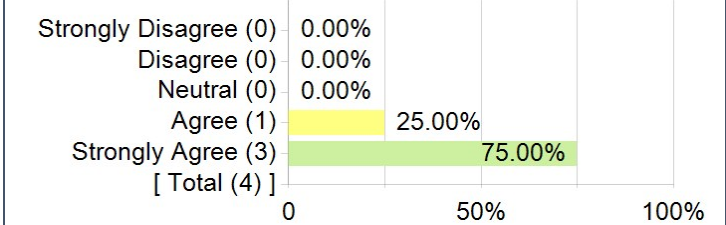
Statistics	Value
Mean	5.00
Standard Deviation	0.00

11. The instructor provides useful feedback on student work.



Statistics	Value
Mean	4.75
Standard Deviation	0.50

12. The instructor is an effective teacher.



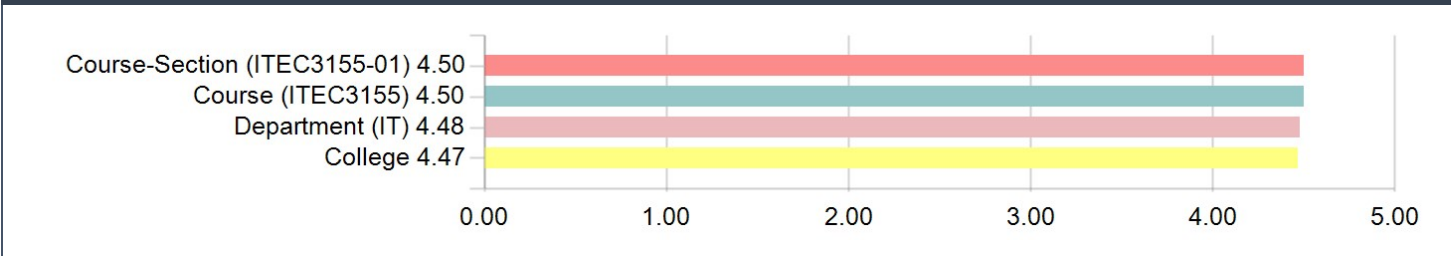
Statistics	Value
Mean	4.75
Standard Deviation	0.50

Instructor Questions: Comparative Scores

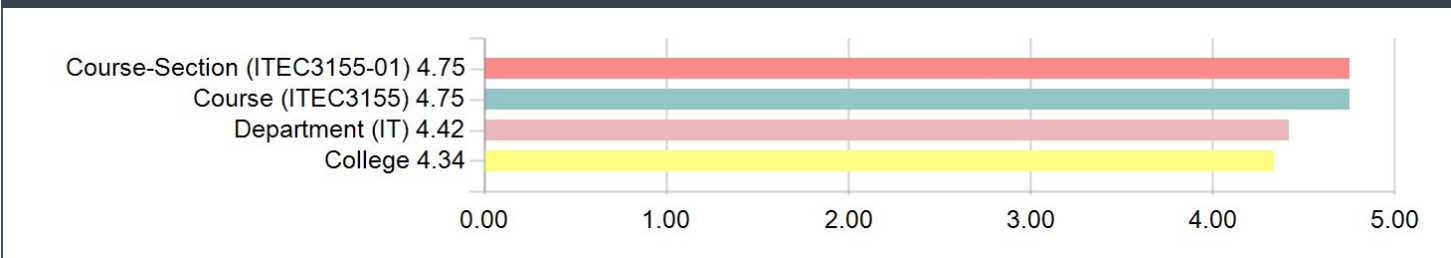


Instructor Questions: Comparative Scores (continued)

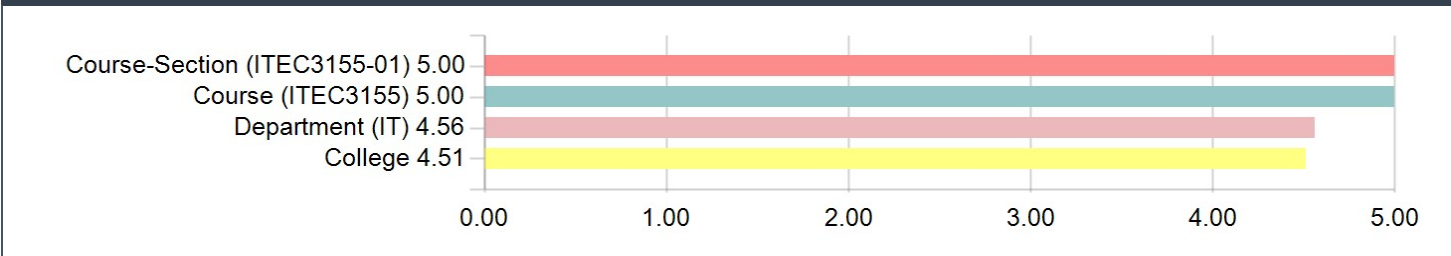
5. The instructor is willing to give individual assistance outside of class (via office phone, MGA email, office hours, and so forth).



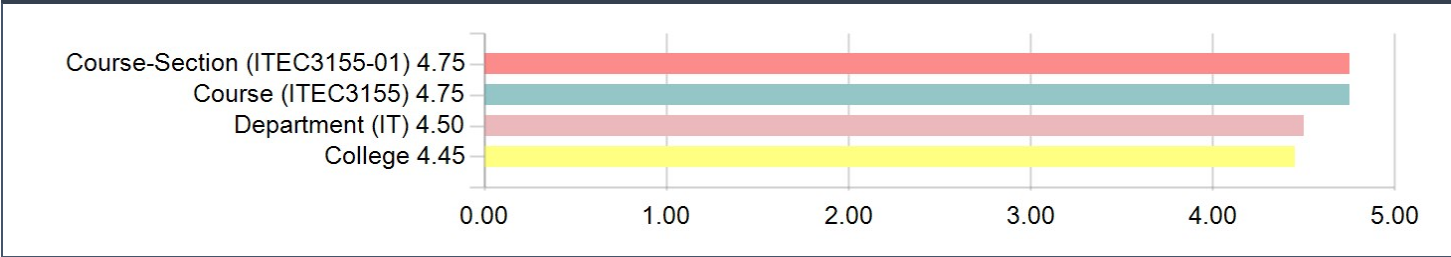
6. The instructor motivates me to learn.



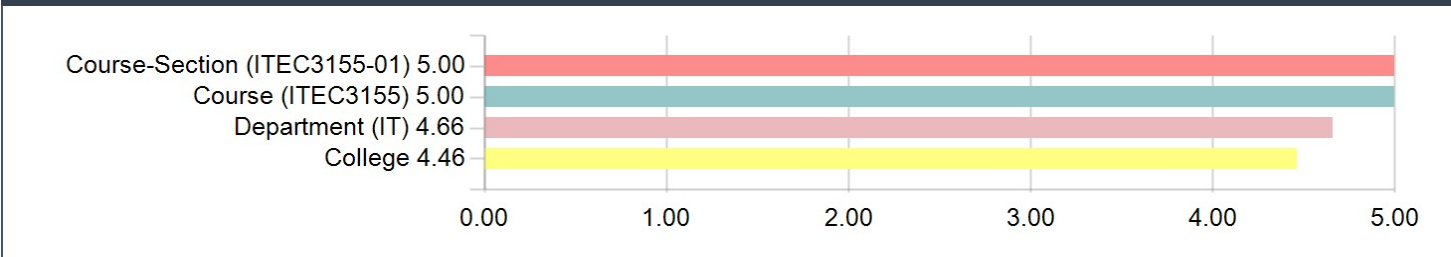
7. The instructor is enthusiastic about the subject matter.




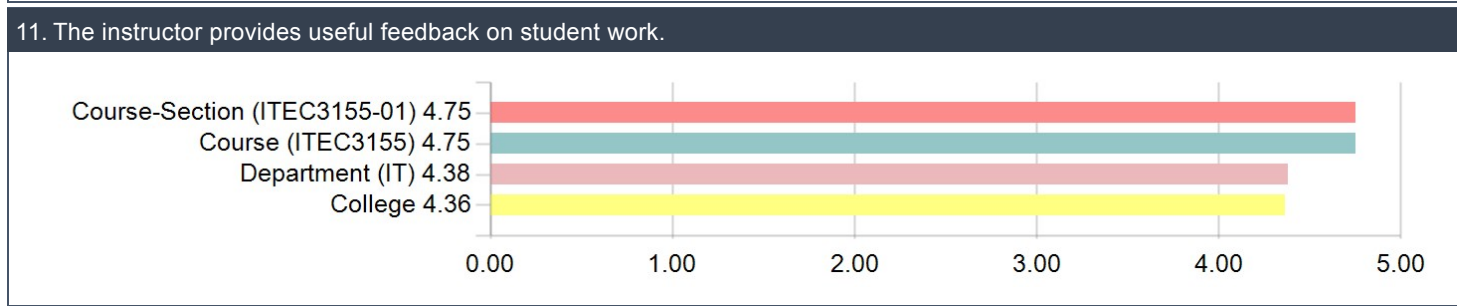
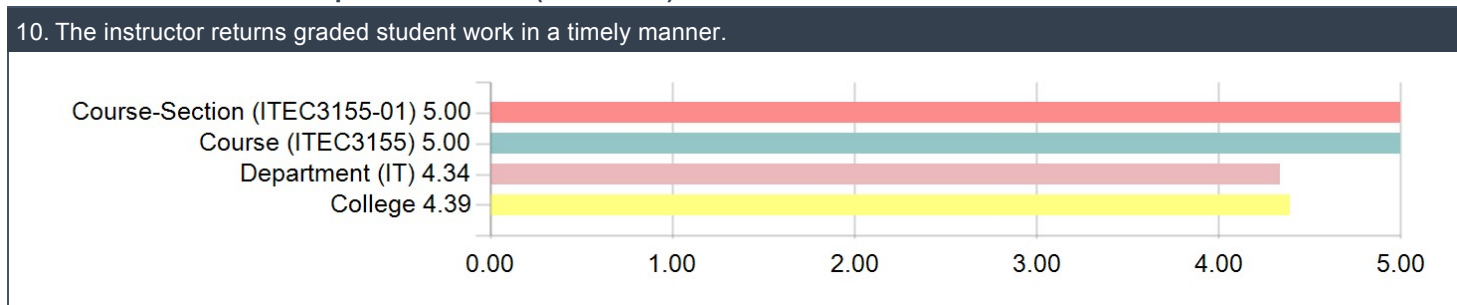
8. The instructor shows respect and concern for students.



9. The instructor evaluates student performance in a fair manner.



Instructor Questions: Comparative Scores (continued)



What did your instructor do well in this course?

Comments
Instructor did a good job explaining the material and helping us understand the core concepts of the class. He is also well spoken and energetic, which is very helpful for a morning class.
Professor was encouraging and enthusiastic about the content of the course. He provided useful feedback with each assignment that told us what we did wrong and how to fix it, and even offered the ability to raise the grades.
He taught the lessons well and gave clear instructions and examples.
I can say that he is very honest. If he says something will be done then it will be done.

What changes would you suggest to make your instructor's teaching more effective?

Comments
I was generally happy with how the instructor teaches. If I was to make one suggestion, I would say to explain a little deeper what he expects out of assignments. There were a few times where I and my group felt like we were winging it on some assignments. Specifically with the final assignment, there were a few sections in the SRD that we felt were not explained well enough.
More assignments, or different assignments related to the final project. I think making charts with the group is fine but i would prefer if we had to do more assignments that related to the writing portion of our final project.
I don't have any suggestions.
I wouldn't know what to suggest really his class is pretty good.

If the instructor makes use of technology in the classroom, is that usage effective?

Comments
Teacher uses technology in the classroom effectively. He also provides video contact for us to watch outside the class which was very helpful at times.
Considering this is an IT class, yes. It was plenty effective.
Yes, it is.
Yes it is and he even suggests things to do to make things easier.