



Individual Report for John Girard (ITEC7200-01)

Project Title: **Fall 2021 - MGA Student Course Evaluations**

Courses Audience: **14**
Responses Received: **9**
Response Ratio: **64.29%**

Subject Details

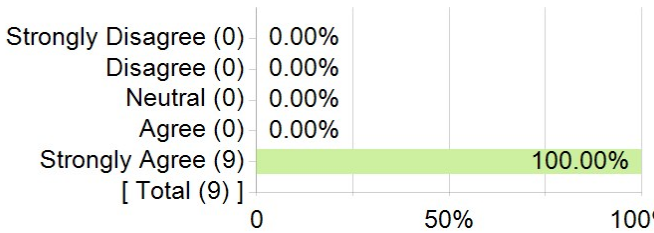
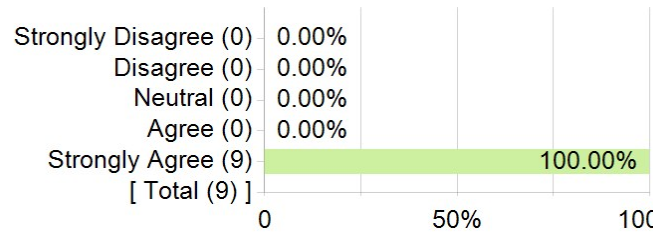
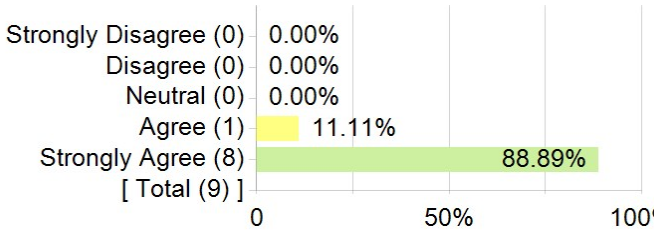
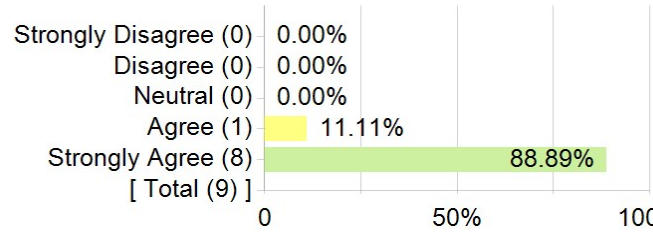
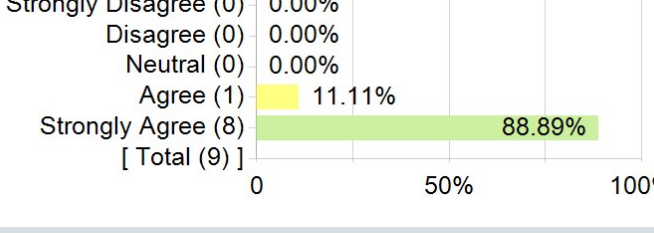
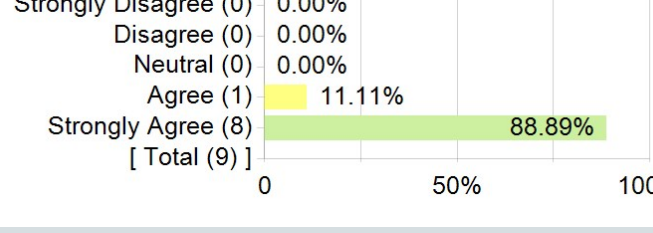
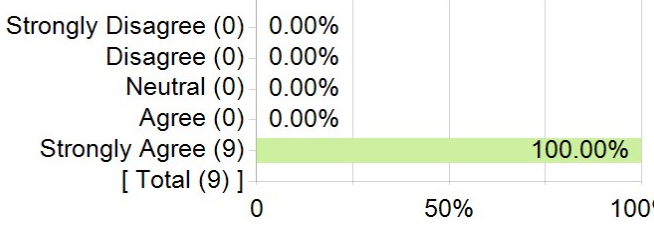
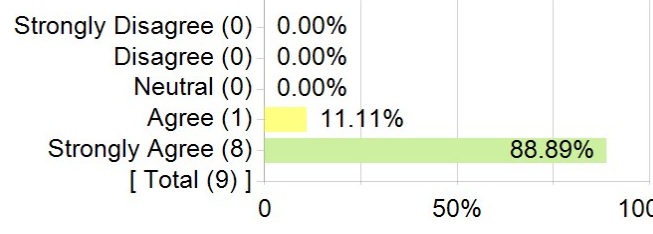
Section	01
Department	IT
School	CP

Report Comments

Individual reports for faculty - Fall 2021

Creation Date: **Thursday, December 09, 2021**

Questions about Instructor

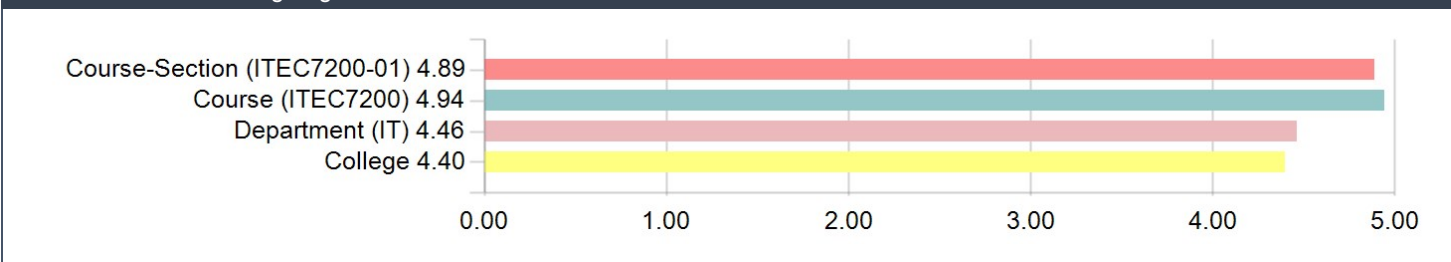
<p>1. The instructor maintained an appropriate pace through the material.</p>  <table border="1"> <thead> <tr> <th>Response</th> <th>Count</th> <th>Percentage</th> </tr> </thead> <tbody> <tr> <td>Strongly Disagree</td> <td>0</td> <td>0.00%</td> </tr> <tr> <td>Disagree</td> <td>0</td> <td>0.00%</td> </tr> <tr> <td>Neutral</td> <td>0</td> <td>0.00%</td> </tr> <tr> <td>Agree</td> <td>0</td> <td>0.00%</td> </tr> <tr> <td>Strongly Agree</td> <td>9</td> <td>100.00%</td> </tr> <tr> <td>Total</td> <td>9</td> <td></td> </tr> </tbody> </table> <table border="1"> <thead> <tr> <th>Statistics</th> <th>Value</th> </tr> </thead> <tbody> <tr> <td>Mean</td> <td>5.00</td> </tr> <tr> <td>Standard Deviation</td> <td>0.00</td> </tr> </tbody> </table>	Response	Count	Percentage	Strongly Disagree	0	0.00%	Disagree	0	0.00%	Neutral	0	0.00%	Agree	0	0.00%	Strongly Agree	9	100.00%	Total	9		Statistics	Value	Mean	5.00	Standard Deviation	0.00	<p>2. The instructor was responsive to my communications in a timely manner.</p>  <table border="1"> <thead> <tr> <th>Response</th> <th>Count</th> <th>Percentage</th> </tr> </thead> <tbody> <tr> <td>Strongly Disagree</td> <td>0</td> <td>0.00%</td> </tr> <tr> <td>Disagree</td> <td>0</td> <td>0.00%</td> </tr> <tr> <td>Neutral</td> <td>0</td> <td>0.00%</td> </tr> <tr> <td>Agree</td> <td>0</td> <td>0.00%</td> </tr> <tr> <td>Strongly Agree</td> <td>9</td> <td>100.00%</td> </tr> <tr> <td>Total</td> <td>9</td> <td></td> </tr> </tbody> </table> <table border="1"> <thead> <tr> <th>Statistics</th> <th>Value</th> </tr> </thead> <tbody> <tr> <td>Mean</td> <td>5.00</td> </tr> <tr> <td>Standard Deviation</td> <td>0.00</td> </tr> </tbody> </table>	Response	Count	Percentage	Strongly Disagree	0	0.00%	Disagree	0	0.00%	Neutral	0	0.00%	Agree	0	0.00%	Strongly Agree	9	100.00%	Total	9		Statistics	Value	Mean	5.00	Standard Deviation	0.00
Response	Count	Percentage																																																					
Strongly Disagree	0	0.00%																																																					
Disagree	0	0.00%																																																					
Neutral	0	0.00%																																																					
Agree	0	0.00%																																																					
Strongly Agree	9	100.00%																																																					
Total	9																																																						
Statistics	Value																																																						
Mean	5.00																																																						
Standard Deviation	0.00																																																						
Response	Count	Percentage																																																					
Strongly Disagree	0	0.00%																																																					
Disagree	0	0.00%																																																					
Neutral	0	0.00%																																																					
Agree	0	0.00%																																																					
Strongly Agree	9	100.00%																																																					
Total	9																																																						
Statistics	Value																																																						
Mean	5.00																																																						
Standard Deviation	0.00																																																						
<p>3. The online materials and communication clearly presented course content.</p>  <table border="1"> <thead> <tr> <th>Response</th> <th>Count</th> <th>Percentage</th> </tr> </thead> <tbody> <tr> <td>Strongly Disagree</td> <td>0</td> <td>0.00%</td> </tr> <tr> <td>Disagree</td> <td>0</td> <td>0.00%</td> </tr> <tr> <td>Neutral</td> <td>0</td> <td>0.00%</td> </tr> <tr> <td>Agree</td> <td>1</td> <td>11.11%</td> </tr> <tr> <td>Strongly Agree</td> <td>8</td> <td>88.89%</td> </tr> <tr> <td>Total</td> <td>9</td> <td></td> </tr> </tbody> </table> <table border="1"> <thead> <tr> <th>Statistics</th> <th>Value</th> </tr> </thead> <tbody> <tr> <td>Mean</td> <td>4.89</td> </tr> <tr> <td>Standard Deviation</td> <td>0.33</td> </tr> </tbody> </table>	Response	Count	Percentage	Strongly Disagree	0	0.00%	Disagree	0	0.00%	Neutral	0	0.00%	Agree	1	11.11%	Strongly Agree	8	88.89%	Total	9		Statistics	Value	Mean	4.89	Standard Deviation	0.33	<p>4. The instructor evaluates in a fair manner.</p>  <table border="1"> <thead> <tr> <th>Response</th> <th>Count</th> <th>Percentage</th> </tr> </thead> <tbody> <tr> <td>Strongly Disagree</td> <td>0</td> <td>0.00%</td> </tr> <tr> <td>Disagree</td> <td>0</td> <td>0.00%</td> </tr> <tr> <td>Neutral</td> <td>0</td> <td>0.00%</td> </tr> <tr> <td>Agree</td> <td>1</td> <td>11.11%</td> </tr> <tr> <td>Strongly Agree</td> <td>8</td> <td>88.89%</td> </tr> <tr> <td>Total</td> <td>9</td> <td></td> </tr> </tbody> </table> <table border="1"> <thead> <tr> <th>Statistics</th> <th>Value</th> </tr> </thead> <tbody> <tr> <td>Mean</td> <td>4.89</td> </tr> <tr> <td>Standard Deviation</td> <td>0.33</td> </tr> </tbody> </table>	Response	Count	Percentage	Strongly Disagree	0	0.00%	Disagree	0	0.00%	Neutral	0	0.00%	Agree	1	11.11%	Strongly Agree	8	88.89%	Total	9		Statistics	Value	Mean	4.89	Standard Deviation	0.33
Response	Count	Percentage																																																					
Strongly Disagree	0	0.00%																																																					
Disagree	0	0.00%																																																					
Neutral	0	0.00%																																																					
Agree	1	11.11%																																																					
Strongly Agree	8	88.89%																																																					
Total	9																																																						
Statistics	Value																																																						
Mean	4.89																																																						
Standard Deviation	0.33																																																						
Response	Count	Percentage																																																					
Strongly Disagree	0	0.00%																																																					
Disagree	0	0.00%																																																					
Neutral	0	0.00%																																																					
Agree	1	11.11%																																																					
Strongly Agree	8	88.89%																																																					
Total	9																																																						
Statistics	Value																																																						
Mean	4.89																																																						
Standard Deviation	0.33																																																						
<p>5. The instructor is willing to give individual assistance.</p>  <table border="1"> <thead> <tr> <th>Response</th> <th>Count</th> <th>Percentage</th> </tr> </thead> <tbody> <tr> <td>Strongly Disagree</td> <td>0</td> <td>0.00%</td> </tr> <tr> <td>Disagree</td> <td>0</td> <td>0.00%</td> </tr> <tr> <td>Neutral</td> <td>0</td> <td>0.00%</td> </tr> <tr> <td>Agree</td> <td>1</td> <td>11.11%</td> </tr> <tr> <td>Strongly Agree</td> <td>8</td> <td>88.89%</td> </tr> <tr> <td>Total</td> <td>9</td> <td></td> </tr> </tbody> </table> <table border="1"> <thead> <tr> <th>Statistics</th> <th>Value</th> </tr> </thead> <tbody> <tr> <td>Mean</td> <td>4.89</td> </tr> <tr> <td>Standard Deviation</td> <td>0.33</td> </tr> </tbody> </table>	Response	Count	Percentage	Strongly Disagree	0	0.00%	Disagree	0	0.00%	Neutral	0	0.00%	Agree	1	11.11%	Strongly Agree	8	88.89%	Total	9		Statistics	Value	Mean	4.89	Standard Deviation	0.33	<p>6. The instructor treats students with respect.</p>  <table border="1"> <thead> <tr> <th>Response</th> <th>Count</th> <th>Percentage</th> </tr> </thead> <tbody> <tr> <td>Strongly Disagree</td> <td>0</td> <td>0.00%</td> </tr> <tr> <td>Disagree</td> <td>0</td> <td>0.00%</td> </tr> <tr> <td>Neutral</td> <td>0</td> <td>0.00%</td> </tr> <tr> <td>Agree</td> <td>1</td> <td>11.11%</td> </tr> <tr> <td>Strongly Agree</td> <td>8</td> <td>88.89%</td> </tr> <tr> <td>Total</td> <td>9</td> <td></td> </tr> </tbody> </table> <table border="1"> <thead> <tr> <th>Statistics</th> <th>Value</th> </tr> </thead> <tbody> <tr> <td>Mean</td> <td>4.89</td> </tr> <tr> <td>Standard Deviation</td> <td>0.33</td> </tr> </tbody> </table>	Response	Count	Percentage	Strongly Disagree	0	0.00%	Disagree	0	0.00%	Neutral	0	0.00%	Agree	1	11.11%	Strongly Agree	8	88.89%	Total	9		Statistics	Value	Mean	4.89	Standard Deviation	0.33
Response	Count	Percentage																																																					
Strongly Disagree	0	0.00%																																																					
Disagree	0	0.00%																																																					
Neutral	0	0.00%																																																					
Agree	1	11.11%																																																					
Strongly Agree	8	88.89%																																																					
Total	9																																																						
Statistics	Value																																																						
Mean	4.89																																																						
Standard Deviation	0.33																																																						
Response	Count	Percentage																																																					
Strongly Disagree	0	0.00%																																																					
Disagree	0	0.00%																																																					
Neutral	0	0.00%																																																					
Agree	1	11.11%																																																					
Strongly Agree	8	88.89%																																																					
Total	9																																																						
Statistics	Value																																																						
Mean	4.89																																																						
Standard Deviation	0.33																																																						
<p>7. The instructor is adequately meeting the goals/objectives of this course.</p>  <table border="1"> <thead> <tr> <th>Response</th> <th>Count</th> <th>Percentage</th> </tr> </thead> <tbody> <tr> <td>Strongly Disagree</td> <td>0</td> <td>0.00%</td> </tr> <tr> <td>Disagree</td> <td>0</td> <td>0.00%</td> </tr> <tr> <td>Neutral</td> <td>0</td> <td>0.00%</td> </tr> <tr> <td>Agree</td> <td>0</td> <td>0.00%</td> </tr> <tr> <td>Strongly Agree</td> <td>9</td> <td>100.00%</td> </tr> <tr> <td>Total</td> <td>9</td> <td></td> </tr> </tbody> </table> <table border="1"> <thead> <tr> <th>Statistics</th> <th>Value</th> </tr> </thead> <tbody> <tr> <td>Mean</td> <td>5.00</td> </tr> <tr> <td>Standard Deviation</td> <td>0.00</td> </tr> </tbody> </table>	Response	Count	Percentage	Strongly Disagree	0	0.00%	Disagree	0	0.00%	Neutral	0	0.00%	Agree	0	0.00%	Strongly Agree	9	100.00%	Total	9		Statistics	Value	Mean	5.00	Standard Deviation	0.00	<p>8. The instructor teaches well in an online setting.</p>  <table border="1"> <thead> <tr> <th>Response</th> <th>Count</th> <th>Percentage</th> </tr> </thead> <tbody> <tr> <td>Strongly Disagree</td> <td>0</td> <td>0.00%</td> </tr> <tr> <td>Disagree</td> <td>0</td> <td>0.00%</td> </tr> <tr> <td>Neutral</td> <td>0</td> <td>0.00%</td> </tr> <tr> <td>Agree</td> <td>1</td> <td>11.11%</td> </tr> <tr> <td>Strongly Agree</td> <td>8</td> <td>88.89%</td> </tr> <tr> <td>Total</td> <td>9</td> <td></td> </tr> </tbody> </table> <table border="1"> <thead> <tr> <th>Statistics</th> <th>Value</th> </tr> </thead> <tbody> <tr> <td>Mean</td> <td>4.89</td> </tr> <tr> <td>Standard Deviation</td> <td>0.33</td> </tr> </tbody> </table>	Response	Count	Percentage	Strongly Disagree	0	0.00%	Disagree	0	0.00%	Neutral	0	0.00%	Agree	1	11.11%	Strongly Agree	8	88.89%	Total	9		Statistics	Value	Mean	4.89	Standard Deviation	0.33
Response	Count	Percentage																																																					
Strongly Disagree	0	0.00%																																																					
Disagree	0	0.00%																																																					
Neutral	0	0.00%																																																					
Agree	0	0.00%																																																					
Strongly Agree	9	100.00%																																																					
Total	9																																																						
Statistics	Value																																																						
Mean	5.00																																																						
Standard Deviation	0.00																																																						
Response	Count	Percentage																																																					
Strongly Disagree	0	0.00%																																																					
Disagree	0	0.00%																																																					
Neutral	0	0.00%																																																					
Agree	1	11.11%																																																					
Strongly Agree	8	88.89%																																																					
Total	9																																																						
Statistics	Value																																																						
Mean	4.89																																																						
Standard Deviation	0.33																																																						

Instructor Questions: Comparative Scores




Instructor Questions: Comparative Scores (continued)


5. The instructor is willing to give individual assistance.




6. The instructor treats students with respect.



7. The instructor is adequately meeting the goals/objectives of this course.



8. The instructor teaches well in an online setting.



Comments:

Comments
Videos and scenarios were good additions to this course. I enjoyed the concept of taking on a module as a group and building it out for my peers to learn from. Interesting course.
I especially enjoyed Dr. Girard's videos. He is engaging and enthusiastic about the material and the videos were a great addition to the course content. His announcements were well organized and kept us on pace with current deliverables and expectations.
The course is well organized, I really liked the fact that each team had a chance to create an artifact to lead a part of the course. This is really important because i felt like I am not only receiving information from the instructor but also participating with my team to deliver one aspect of the course material. Thank you.
Dr. Girard is great. I enjoyed the content and the weekly videos, it made it seem like more of an "in person" class.