



Individual Report for John Girard (ITEC3155-03)

Project Title: **Spring 2021 - MGA Student Course Evaluations**

Courses Audience: **16**
Responses Received: **5**
Response Ratio: **31.25%**

Subject Details

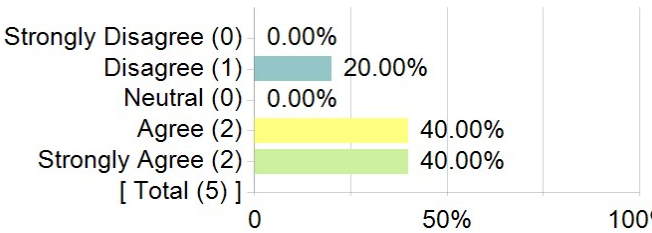
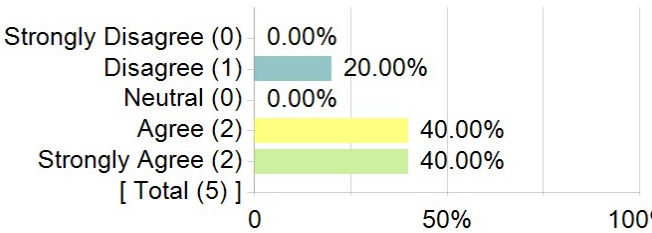
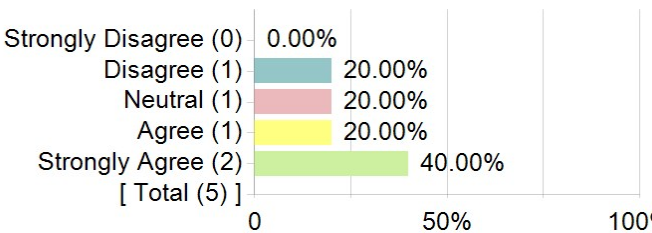
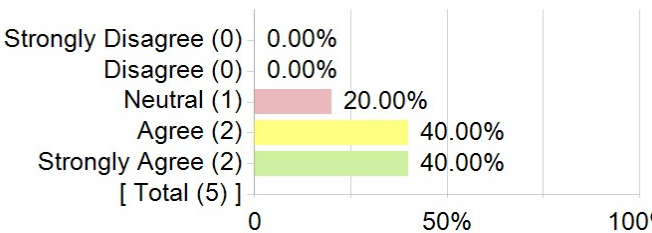
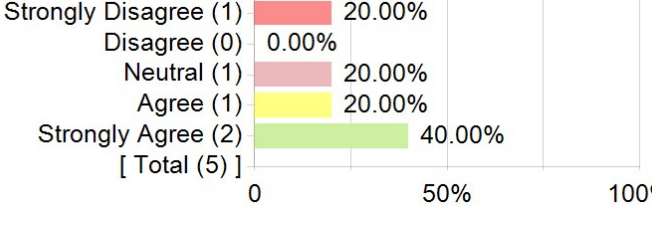
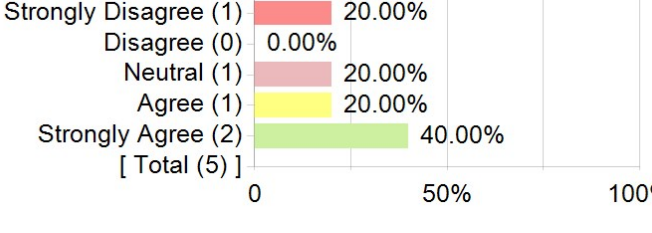
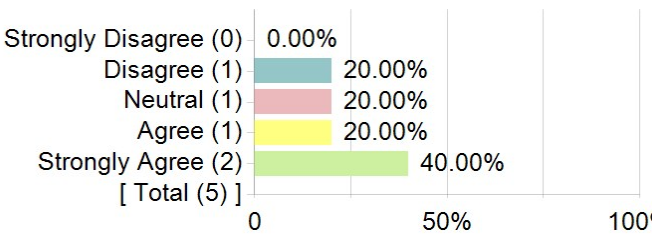
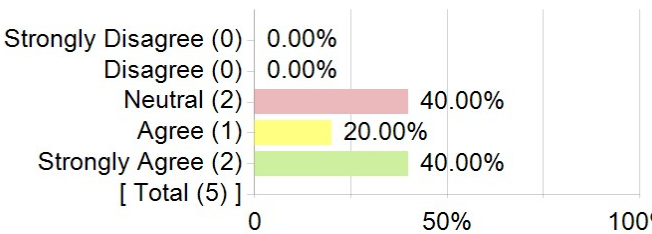
Section	03
Department	IT
School	CP

Report Comments

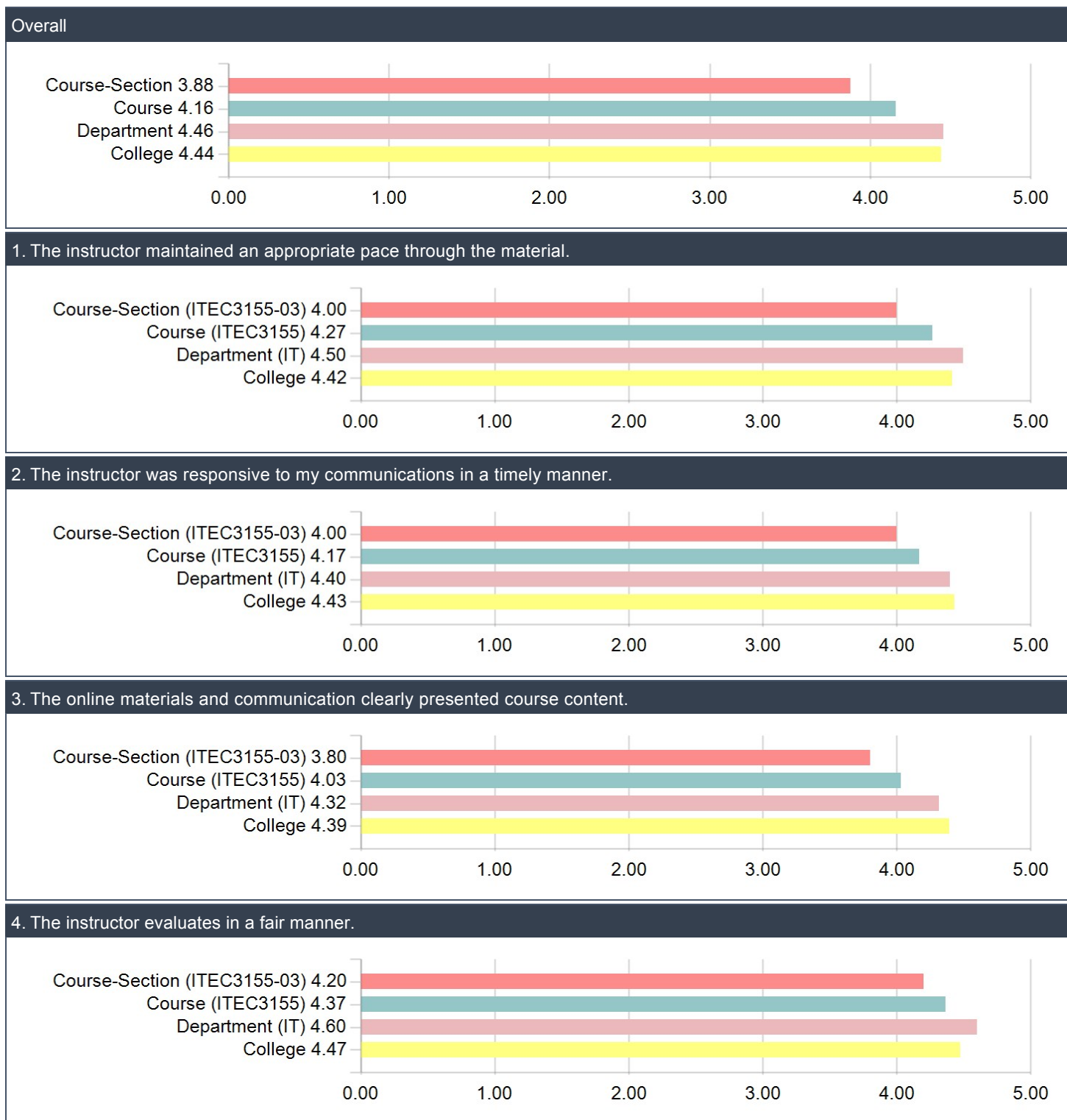
Individual reports for faculty - Spring 2021

Creation Date: **Tuesday, May 11, 2021**

Questions about Instructor

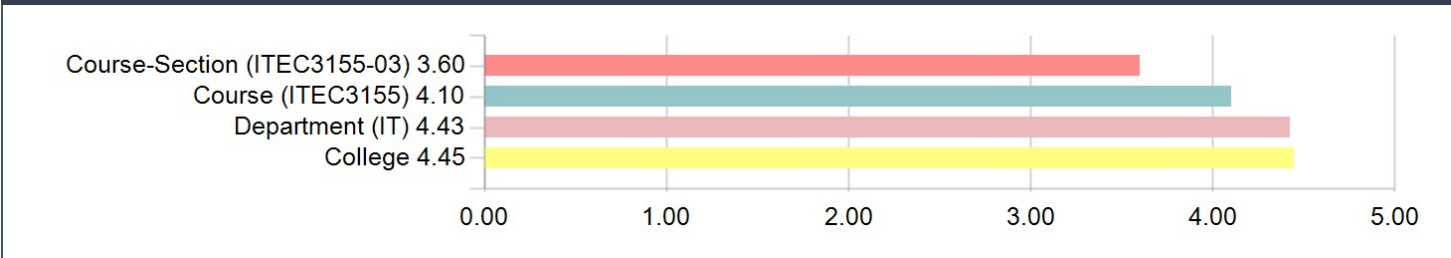
<p>1. The instructor maintained an appropriate pace through the material.</p>  <table border="1" data-bbox="105 499 794 617"> <thead> <tr> <th>Statistics</th> <th>Value</th> </tr> </thead> <tbody> <tr> <td>Mean</td> <td>4.00</td> </tr> <tr> <td>Standard Deviation</td> <td>1.22</td> </tr> </tbody> </table>	Statistics	Value	Mean	4.00	Standard Deviation	1.22	<p>2. The instructor was responsive to my communications in a timely manner.</p>  <table border="1" data-bbox="828 499 1516 617"> <thead> <tr> <th>Statistics</th> <th>Value</th> </tr> </thead> <tbody> <tr> <td>Mean</td> <td>4.00</td> </tr> <tr> <td>Standard Deviation</td> <td>1.22</td> </tr> </tbody> </table>	Statistics	Value	Mean	4.00	Standard Deviation	1.22
Statistics	Value												
Mean	4.00												
Standard Deviation	1.22												
Statistics	Value												
Mean	4.00												
Standard Deviation	1.22												
<p>3. The online materials and communication clearly presented course content.</p>  <table border="1" data-bbox="105 957 794 1075"> <thead> <tr> <th>Statistics</th> <th>Value</th> </tr> </thead> <tbody> <tr> <td>Mean</td> <td>3.80</td> </tr> <tr> <td>Standard Deviation</td> <td>1.30</td> </tr> </tbody> </table>	Statistics	Value	Mean	3.80	Standard Deviation	1.30	<p>4. The instructor evaluates in a fair manner.</p>  <table border="1" data-bbox="828 957 1516 1075"> <thead> <tr> <th>Statistics</th> <th>Value</th> </tr> </thead> <tbody> <tr> <td>Mean</td> <td>4.20</td> </tr> <tr> <td>Standard Deviation</td> <td>0.84</td> </tr> </tbody> </table>	Statistics	Value	Mean	4.20	Standard Deviation	0.84
Statistics	Value												
Mean	3.80												
Standard Deviation	1.30												
Statistics	Value												
Mean	4.20												
Standard Deviation	0.84												
<p>5. The instructor is willing to give individual assistance.</p>  <table border="1" data-bbox="105 1394 794 1512"> <thead> <tr> <th>Statistics</th> <th>Value</th> </tr> </thead> <tbody> <tr> <td>Mean</td> <td>3.60</td> </tr> <tr> <td>Standard Deviation</td> <td>1.67</td> </tr> </tbody> </table>	Statistics	Value	Mean	3.60	Standard Deviation	1.67	<p>6. The instructor treats students with respect.</p>  <table border="1" data-bbox="828 1394 1516 1512"> <thead> <tr> <th>Statistics</th> <th>Value</th> </tr> </thead> <tbody> <tr> <td>Mean</td> <td>3.60</td> </tr> <tr> <td>Standard Deviation</td> <td>1.67</td> </tr> </tbody> </table>	Statistics	Value	Mean	3.60	Standard Deviation	1.67
Statistics	Value												
Mean	3.60												
Standard Deviation	1.67												
Statistics	Value												
Mean	3.60												
Standard Deviation	1.67												
<p>7. The instructor is adequately meeting the goals/objectives of this course.</p>  <table border="1" data-bbox="105 1852 794 1965"> <thead> <tr> <th>Statistics</th> <th>Value</th> </tr> </thead> <tbody> <tr> <td>Mean</td> <td>3.80</td> </tr> <tr> <td>Standard Deviation</td> <td>1.30</td> </tr> </tbody> </table>	Statistics	Value	Mean	3.80	Standard Deviation	1.30	<p>8. The instructor teaches well in an online setting.</p>  <table border="1" data-bbox="828 1852 1516 1965"> <thead> <tr> <th>Statistics</th> <th>Value</th> </tr> </thead> <tbody> <tr> <td>Mean</td> <td>4.00</td> </tr> <tr> <td>Standard Deviation</td> <td>1.00</td> </tr> </tbody> </table>	Statistics	Value	Mean	4.00	Standard Deviation	1.00
Statistics	Value												
Mean	3.80												
Standard Deviation	1.30												
Statistics	Value												
Mean	4.00												
Standard Deviation	1.00												

Instructor Questions: Comparative Scores

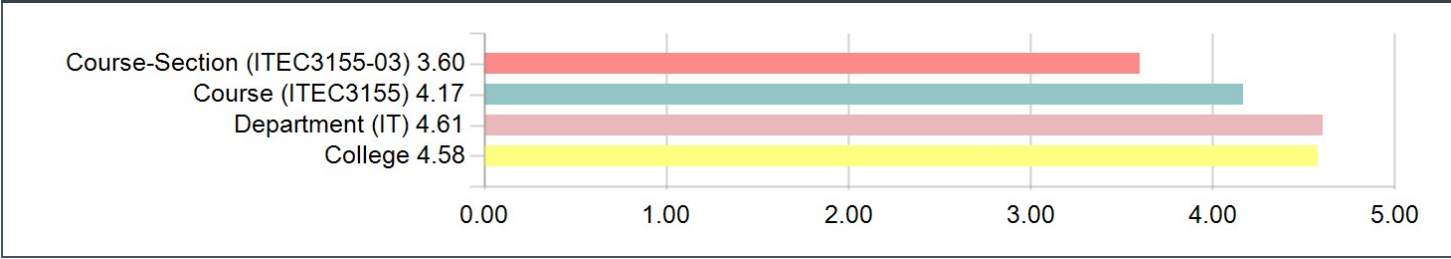


Instructor Questions: Comparative Scores (continued)

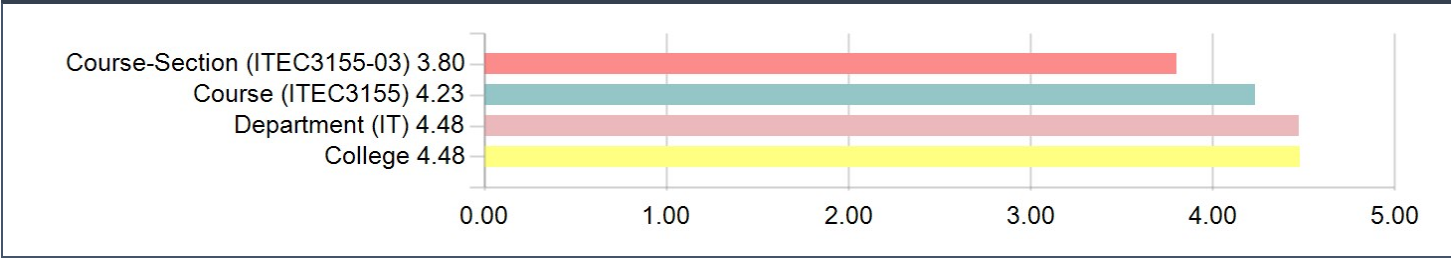
5. The instructor is willing to give individual assistance.




6. The instructor treats students with respect.



7. The instructor is adequately meeting the goals/objectives of this course.



8. The instructor teaches well in an online setting.



Comments:

Comments
NA