



Individual Report for John Girard (ITEC3155-04)

Project Title: **Spring 2021 - MGA Student Course Evaluations**

Courses Audience: **26**
Responses Received: **7**
Response Ratio: **26.92%**

Subject Details

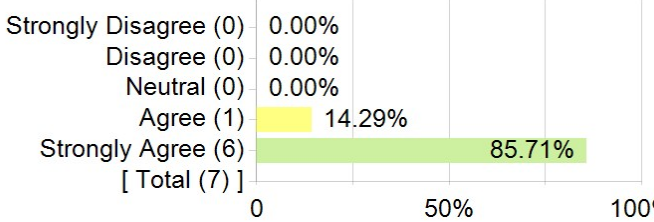
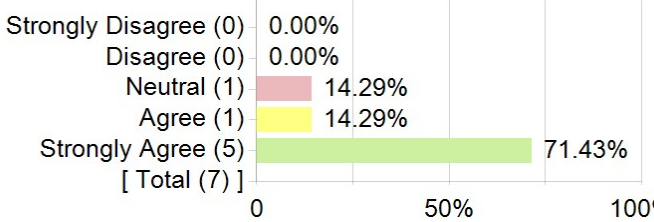
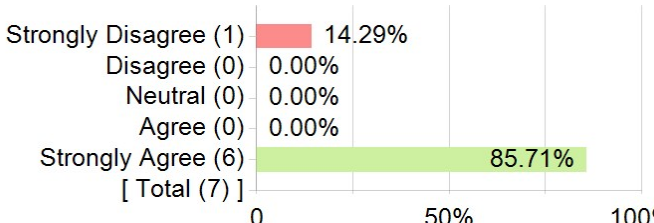
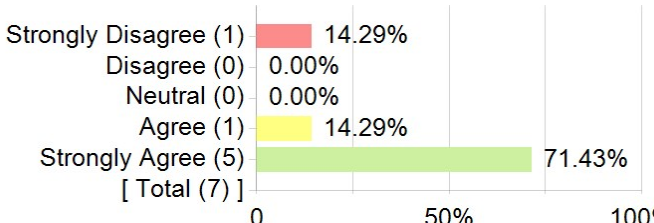
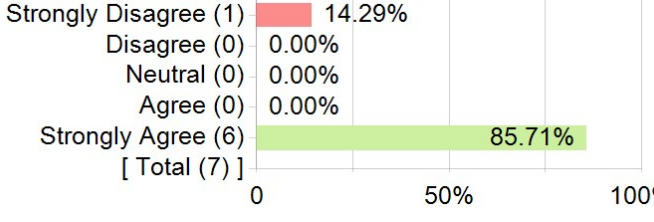
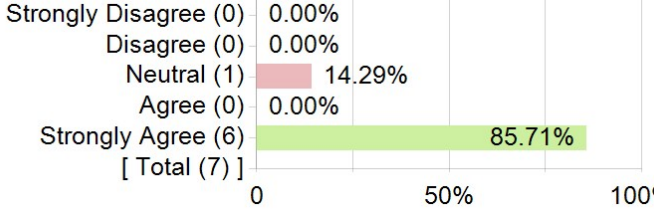
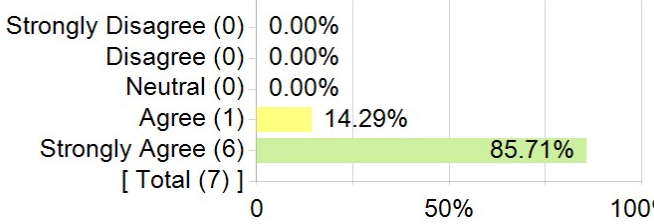
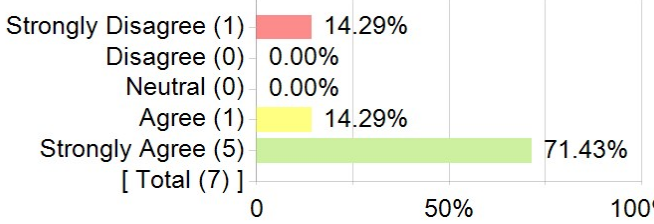
Section	04
Department	IT
School	CP

Report Comments

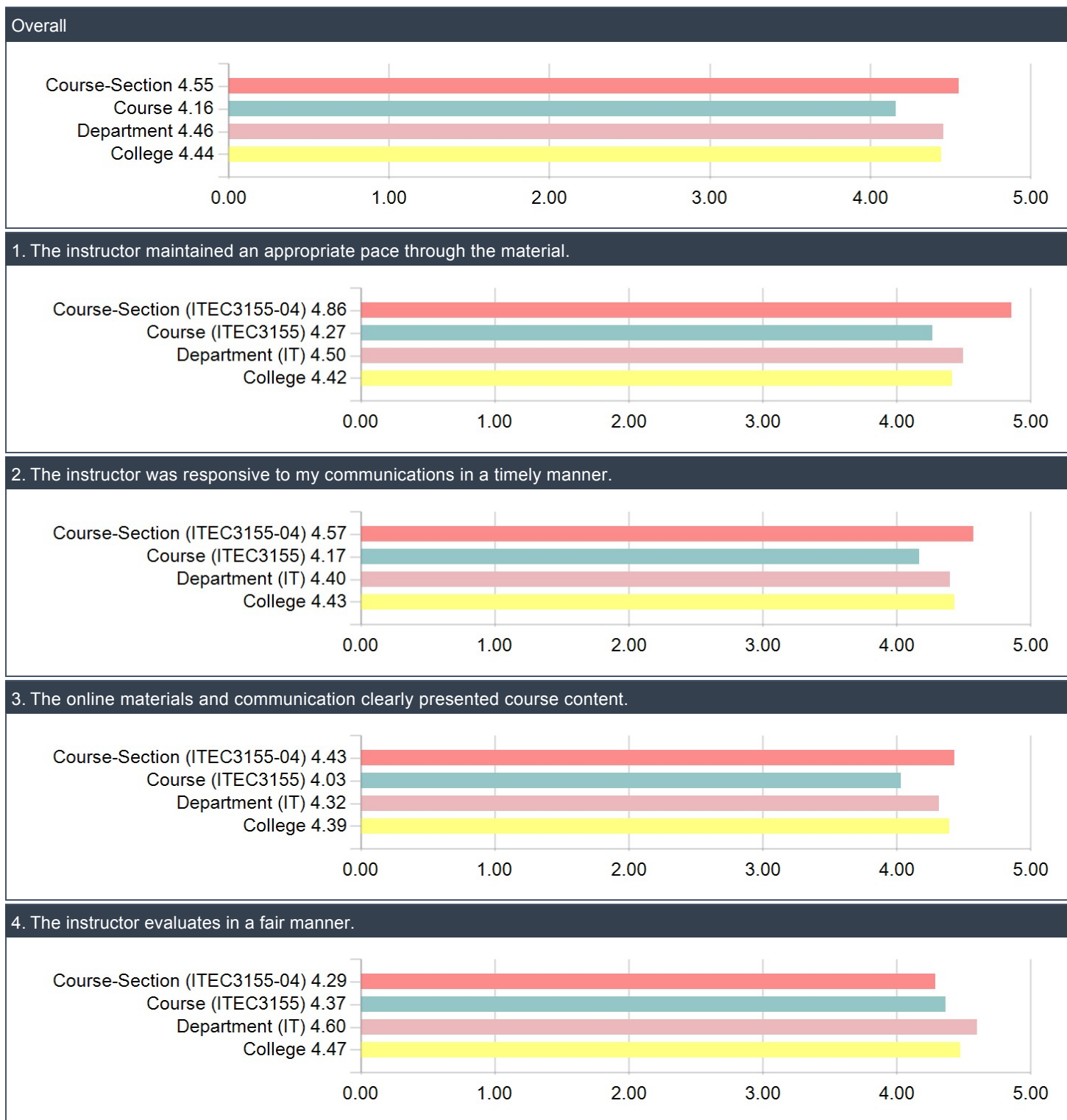
Individual reports for faculty - Spring 2021

Creation Date: **Tuesday, May 11, 2021**

Questions about Instructor

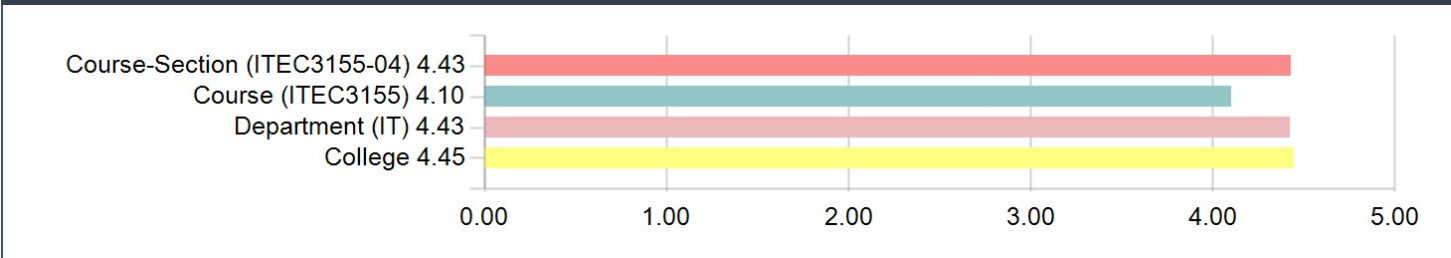
<p>1. The instructor maintained an appropriate pace through the material.</p>  <table border="1"> <thead> <tr> <th>Response</th> <th>Percentage</th> </tr> </thead> <tbody> <tr> <td>Strongly Disagree (0)</td> <td>0.00%</td> </tr> <tr> <td>Disagree (0)</td> <td>0.00%</td> </tr> <tr> <td>Neutral (0)</td> <td>0.00%</td> </tr> <tr> <td>Agree (1)</td> <td>14.29%</td> </tr> <tr> <td>Strongly Agree (6)</td> <td>85.71%</td> </tr> <tr> <td>[Total (7)]</td> <td></td> </tr> </tbody> </table> <table border="1"> <thead> <tr> <th>Statistics</th> <th>Value</th> </tr> </thead> <tbody> <tr> <td>Mean</td> <td>4.86</td> </tr> <tr> <td>Standard Deviation</td> <td>0.38</td> </tr> </tbody> </table>	Response	Percentage	Strongly Disagree (0)	0.00%	Disagree (0)	0.00%	Neutral (0)	0.00%	Agree (1)	14.29%	Strongly Agree (6)	85.71%	[Total (7)]		Statistics	Value	Mean	4.86	Standard Deviation	0.38	<p>2. The instructor was responsive to my communications in a timely manner.</p>  <table border="1"> <thead> <tr> <th>Response</th> <th>Percentage</th> </tr> </thead> <tbody> <tr> <td>Strongly Disagree (0)</td> <td>0.00%</td> </tr> <tr> <td>Disagree (0)</td> <td>0.00%</td> </tr> <tr> <td>Neutral (1)</td> <td>14.29%</td> </tr> <tr> <td>Agree (1)</td> <td>14.29%</td> </tr> <tr> <td>Strongly Agree (5)</td> <td>71.43%</td> </tr> <tr> <td>[Total (7)]</td> <td></td> </tr> </tbody> </table> <table border="1"> <thead> <tr> <th>Statistics</th> <th>Value</th> </tr> </thead> <tbody> <tr> <td>Mean</td> <td>4.57</td> </tr> <tr> <td>Standard Deviation</td> <td>0.79</td> </tr> </tbody> </table>	Response	Percentage	Strongly Disagree (0)	0.00%	Disagree (0)	0.00%	Neutral (1)	14.29%	Agree (1)	14.29%	Strongly Agree (5)	71.43%	[Total (7)]		Statistics	Value	Mean	4.57	Standard Deviation	0.79
Response	Percentage																																								
Strongly Disagree (0)	0.00%																																								
Disagree (0)	0.00%																																								
Neutral (0)	0.00%																																								
Agree (1)	14.29%																																								
Strongly Agree (6)	85.71%																																								
[Total (7)]																																									
Statistics	Value																																								
Mean	4.86																																								
Standard Deviation	0.38																																								
Response	Percentage																																								
Strongly Disagree (0)	0.00%																																								
Disagree (0)	0.00%																																								
Neutral (1)	14.29%																																								
Agree (1)	14.29%																																								
Strongly Agree (5)	71.43%																																								
[Total (7)]																																									
Statistics	Value																																								
Mean	4.57																																								
Standard Deviation	0.79																																								
<p>3. The online materials and communication clearly presented course content.</p>  <table border="1"> <thead> <tr> <th>Response</th> <th>Percentage</th> </tr> </thead> <tbody> <tr> <td>Strongly Disagree (1)</td> <td>14.29%</td> </tr> <tr> <td>Disagree (0)</td> <td>0.00%</td> </tr> <tr> <td>Neutral (0)</td> <td>0.00%</td> </tr> <tr> <td>Agree (0)</td> <td>0.00%</td> </tr> <tr> <td>Strongly Agree (6)</td> <td>85.71%</td> </tr> <tr> <td>[Total (7)]</td> <td></td> </tr> </tbody> </table> <table border="1"> <thead> <tr> <th>Statistics</th> <th>Value</th> </tr> </thead> <tbody> <tr> <td>Mean</td> <td>4.43</td> </tr> <tr> <td>Standard Deviation</td> <td>1.51</td> </tr> </tbody> </table>	Response	Percentage	Strongly Disagree (1)	14.29%	Disagree (0)	0.00%	Neutral (0)	0.00%	Agree (0)	0.00%	Strongly Agree (6)	85.71%	[Total (7)]		Statistics	Value	Mean	4.43	Standard Deviation	1.51	<p>4. The instructor evaluates in a fair manner.</p>  <table border="1"> <thead> <tr> <th>Response</th> <th>Percentage</th> </tr> </thead> <tbody> <tr> <td>Strongly Disagree (1)</td> <td>14.29%</td> </tr> <tr> <td>Disagree (0)</td> <td>0.00%</td> </tr> <tr> <td>Neutral (0)</td> <td>0.00%</td> </tr> <tr> <td>Agree (1)</td> <td>14.29%</td> </tr> <tr> <td>Strongly Agree (5)</td> <td>71.43%</td> </tr> <tr> <td>[Total (7)]</td> <td></td> </tr> </tbody> </table> <table border="1"> <thead> <tr> <th>Statistics</th> <th>Value</th> </tr> </thead> <tbody> <tr> <td>Mean</td> <td>4.29</td> </tr> <tr> <td>Standard Deviation</td> <td>1.50</td> </tr> </tbody> </table>	Response	Percentage	Strongly Disagree (1)	14.29%	Disagree (0)	0.00%	Neutral (0)	0.00%	Agree (1)	14.29%	Strongly Agree (5)	71.43%	[Total (7)]		Statistics	Value	Mean	4.29	Standard Deviation	1.50
Response	Percentage																																								
Strongly Disagree (1)	14.29%																																								
Disagree (0)	0.00%																																								
Neutral (0)	0.00%																																								
Agree (0)	0.00%																																								
Strongly Agree (6)	85.71%																																								
[Total (7)]																																									
Statistics	Value																																								
Mean	4.43																																								
Standard Deviation	1.51																																								
Response	Percentage																																								
Strongly Disagree (1)	14.29%																																								
Disagree (0)	0.00%																																								
Neutral (0)	0.00%																																								
Agree (1)	14.29%																																								
Strongly Agree (5)	71.43%																																								
[Total (7)]																																									
Statistics	Value																																								
Mean	4.29																																								
Standard Deviation	1.50																																								
<p>5. The instructor is willing to give individual assistance.</p>  <table border="1"> <thead> <tr> <th>Response</th> <th>Percentage</th> </tr> </thead> <tbody> <tr> <td>Strongly Disagree (1)</td> <td>14.29%</td> </tr> <tr> <td>Disagree (0)</td> <td>0.00%</td> </tr> <tr> <td>Neutral (0)</td> <td>0.00%</td> </tr> <tr> <td>Agree (0)</td> <td>0.00%</td> </tr> <tr> <td>Strongly Agree (6)</td> <td>85.71%</td> </tr> <tr> <td>[Total (7)]</td> <td></td> </tr> </tbody> </table> <table border="1"> <thead> <tr> <th>Statistics</th> <th>Value</th> </tr> </thead> <tbody> <tr> <td>Mean</td> <td>4.43</td> </tr> <tr> <td>Standard Deviation</td> <td>1.51</td> </tr> </tbody> </table>	Response	Percentage	Strongly Disagree (1)	14.29%	Disagree (0)	0.00%	Neutral (0)	0.00%	Agree (0)	0.00%	Strongly Agree (6)	85.71%	[Total (7)]		Statistics	Value	Mean	4.43	Standard Deviation	1.51	<p>6. The instructor treats students with respect.</p>  <table border="1"> <thead> <tr> <th>Response</th> <th>Percentage</th> </tr> </thead> <tbody> <tr> <td>Strongly Disagree (0)</td> <td>0.00%</td> </tr> <tr> <td>Disagree (0)</td> <td>0.00%</td> </tr> <tr> <td>Neutral (1)</td> <td>14.29%</td> </tr> <tr> <td>Agree (0)</td> <td>0.00%</td> </tr> <tr> <td>Strongly Agree (6)</td> <td>85.71%</td> </tr> <tr> <td>[Total (7)]</td> <td></td> </tr> </tbody> </table> <table border="1"> <thead> <tr> <th>Statistics</th> <th>Value</th> </tr> </thead> <tbody> <tr> <td>Mean</td> <td>4.71</td> </tr> <tr> <td>Standard Deviation</td> <td>0.76</td> </tr> </tbody> </table>	Response	Percentage	Strongly Disagree (0)	0.00%	Disagree (0)	0.00%	Neutral (1)	14.29%	Agree (0)	0.00%	Strongly Agree (6)	85.71%	[Total (7)]		Statistics	Value	Mean	4.71	Standard Deviation	0.76
Response	Percentage																																								
Strongly Disagree (1)	14.29%																																								
Disagree (0)	0.00%																																								
Neutral (0)	0.00%																																								
Agree (0)	0.00%																																								
Strongly Agree (6)	85.71%																																								
[Total (7)]																																									
Statistics	Value																																								
Mean	4.43																																								
Standard Deviation	1.51																																								
Response	Percentage																																								
Strongly Disagree (0)	0.00%																																								
Disagree (0)	0.00%																																								
Neutral (1)	14.29%																																								
Agree (0)	0.00%																																								
Strongly Agree (6)	85.71%																																								
[Total (7)]																																									
Statistics	Value																																								
Mean	4.71																																								
Standard Deviation	0.76																																								
<p>7. The instructor is adequately meeting the goals/objectives of this course.</p>  <table border="1"> <thead> <tr> <th>Response</th> <th>Percentage</th> </tr> </thead> <tbody> <tr> <td>Strongly Disagree (0)</td> <td>0.00%</td> </tr> <tr> <td>Disagree (0)</td> <td>0.00%</td> </tr> <tr> <td>Neutral (0)</td> <td>0.00%</td> </tr> <tr> <td>Agree (1)</td> <td>14.29%</td> </tr> <tr> <td>Strongly Agree (6)</td> <td>85.71%</td> </tr> <tr> <td>[Total (7)]</td> <td></td> </tr> </tbody> </table> <table border="1"> <thead> <tr> <th>Statistics</th> <th>Value</th> </tr> </thead> <tbody> <tr> <td>Mean</td> <td>4.86</td> </tr> <tr> <td>Standard Deviation</td> <td>0.38</td> </tr> </tbody> </table>	Response	Percentage	Strongly Disagree (0)	0.00%	Disagree (0)	0.00%	Neutral (0)	0.00%	Agree (1)	14.29%	Strongly Agree (6)	85.71%	[Total (7)]		Statistics	Value	Mean	4.86	Standard Deviation	0.38	<p>8. The instructor teaches well in an online setting.</p>  <table border="1"> <thead> <tr> <th>Response</th> <th>Percentage</th> </tr> </thead> <tbody> <tr> <td>Strongly Disagree (1)</td> <td>14.29%</td> </tr> <tr> <td>Disagree (0)</td> <td>0.00%</td> </tr> <tr> <td>Neutral (0)</td> <td>0.00%</td> </tr> <tr> <td>Agree (1)</td> <td>14.29%</td> </tr> <tr> <td>Strongly Agree (5)</td> <td>71.43%</td> </tr> <tr> <td>[Total (7)]</td> <td></td> </tr> </tbody> </table> <table border="1"> <thead> <tr> <th>Statistics</th> <th>Value</th> </tr> </thead> <tbody> <tr> <td>Mean</td> <td>4.29</td> </tr> <tr> <td>Standard Deviation</td> <td>1.50</td> </tr> </tbody> </table>	Response	Percentage	Strongly Disagree (1)	14.29%	Disagree (0)	0.00%	Neutral (0)	0.00%	Agree (1)	14.29%	Strongly Agree (5)	71.43%	[Total (7)]		Statistics	Value	Mean	4.29	Standard Deviation	1.50
Response	Percentage																																								
Strongly Disagree (0)	0.00%																																								
Disagree (0)	0.00%																																								
Neutral (0)	0.00%																																								
Agree (1)	14.29%																																								
Strongly Agree (6)	85.71%																																								
[Total (7)]																																									
Statistics	Value																																								
Mean	4.86																																								
Standard Deviation	0.38																																								
Response	Percentage																																								
Strongly Disagree (1)	14.29%																																								
Disagree (0)	0.00%																																								
Neutral (0)	0.00%																																								
Agree (1)	14.29%																																								
Strongly Agree (5)	71.43%																																								
[Total (7)]																																									
Statistics	Value																																								
Mean	4.29																																								
Standard Deviation	1.50																																								

Instructor Questions: Comparative Scores

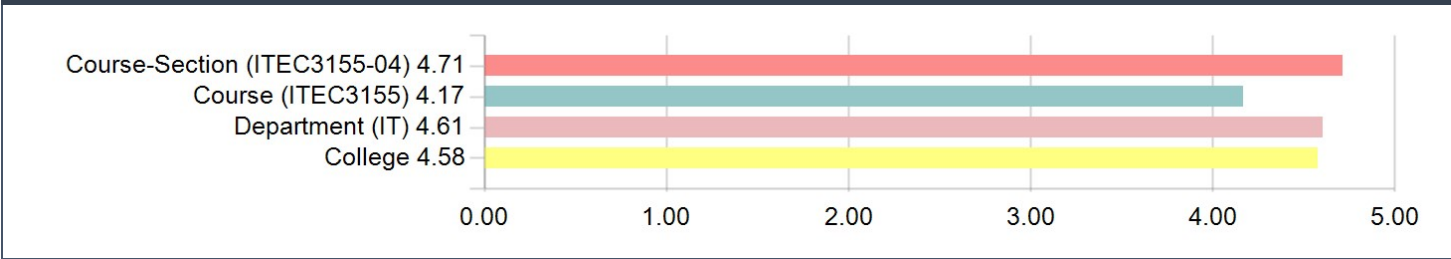


Instructor Questions: Comparative Scores (continued)

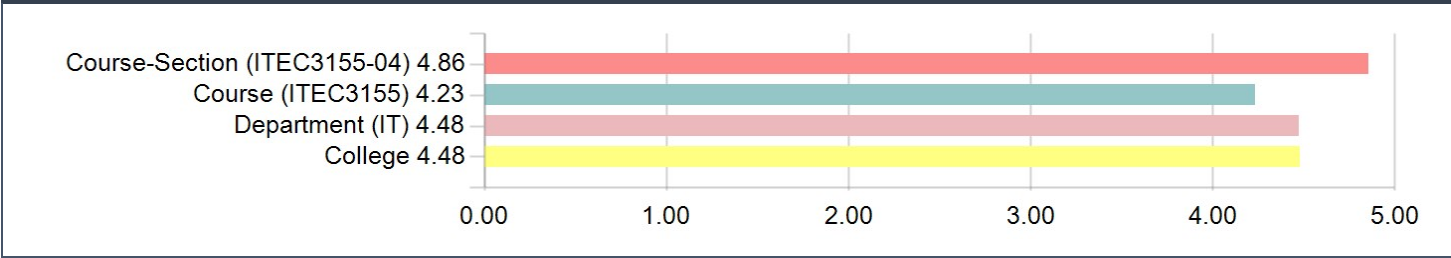
5. The instructor is willing to give individual assistance.




6. The instructor treats students with respect.



7. The instructor is adequately meeting the goals/objectives of this course.



8. The instructor teaches well in an online setting.



Comments:

Comments

I do not like how the majority of my grade is reflective on a final project that is worked in a group. I wish that there is more emphasis on individual grading instead of group grading in the course. The Professor was amazing and provided great information, I just did not like how the class revolved mainly around relying on other students to pass.

Dr. Girard presented the course material through notes and PowerPoint presentation. This provided me a better understanding of the material. Dr. Girard is an asset to MGA because he is passionate about his teaching and always willing to provide assistance to students when needed.

Dr. Girard was very effective and the course videos were a huge help in reinforcing the material

I like the way that the instructor lays down the course work, the project is interesting but it is a cumulative of the whole semester and i think this is good because it test our learning through the semester.

This professor's work exceeds MGA standards for excellence! Great teacher and class and the best instructor I have ever had.