



# Individual Report for John Girard (ITEC4750-01)

Project Title: **Summer 2021 - MGA Student Course Evaluations**

Courses Audience: **22**  
Responses Received: **11**  
Response Ratio: **50.0%**

---

## Subject Details

|            |    |
|------------|----|
| Section    | 01 |
| Department | IT |
| School     | CP |

---

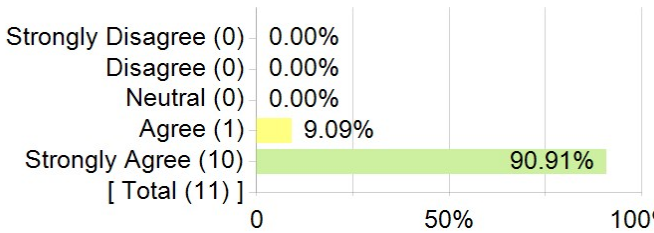
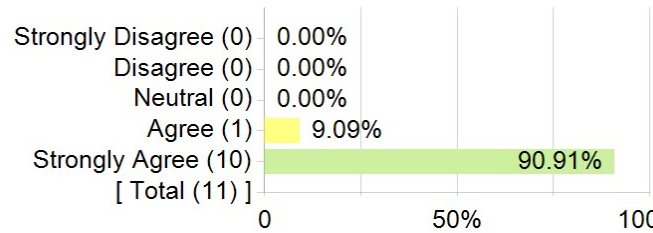
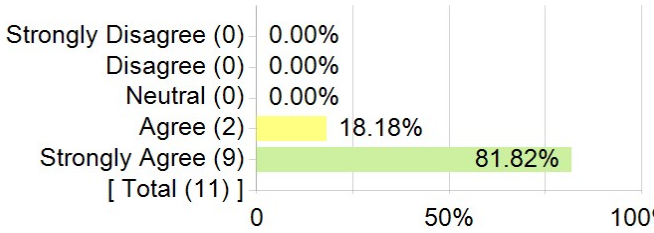
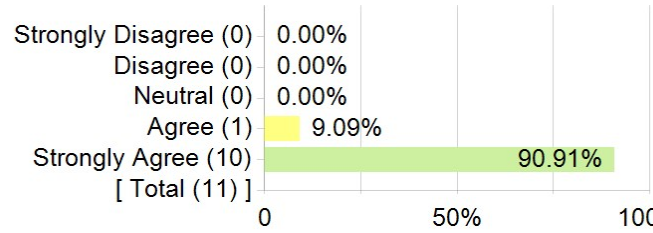
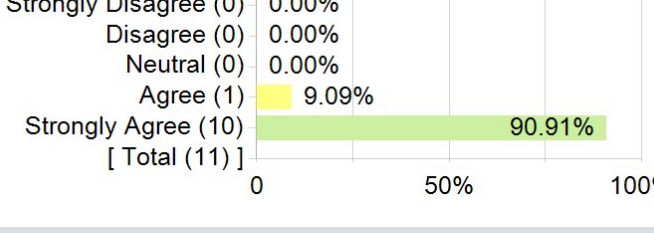
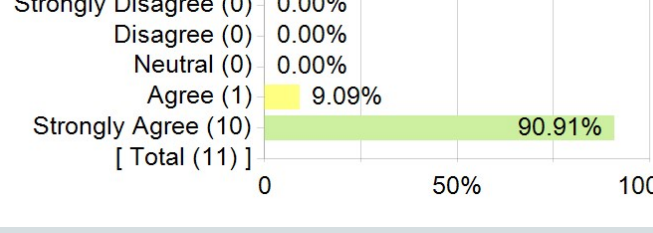
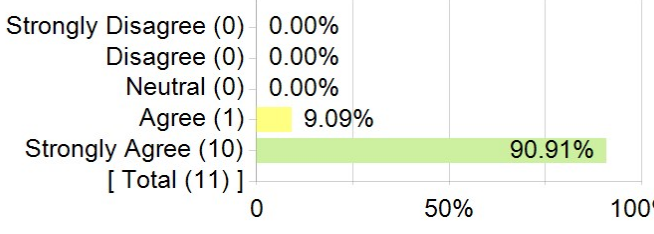
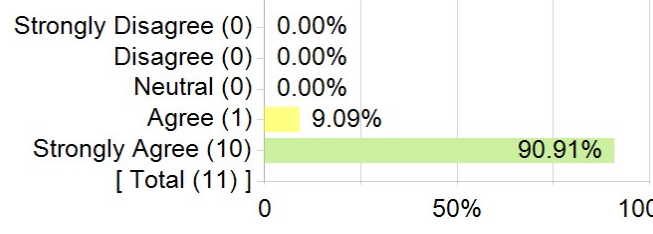
## Report Comments

Individual reports for faculty - Summer 2021

---

Creation Date: **Saturday, July 31, 2021**

## Questions about Instructor

| <p>1. The instructor maintained an appropriate pace through the material.</p>  <table border="1"> <thead> <tr> <th>Response</th> <th>Percentage</th> </tr> </thead> <tbody> <tr> <td>Strongly Disagree (0)</td> <td>0.00%</td> </tr> <tr> <td>Disagree (0)</td> <td>0.00%</td> </tr> <tr> <td>Neutral (0)</td> <td>0.00%</td> </tr> <tr> <td>Agree (1)</td> <td>9.09%</td> </tr> <tr> <td>Strongly Agree (10)</td> <td>90.91%</td> </tr> <tr> <td>[ Total (11) ]</td> <td></td> </tr> </tbody> </table> <table border="1"> <thead> <tr> <th>Statistics</th> <th>Value</th> </tr> </thead> <tbody> <tr> <td>Mean</td> <td>4.91</td> </tr> <tr> <td>Standard Deviation</td> <td>0.30</td> </tr> </tbody> </table>         | Response   | Percentage | Strongly Disagree (0) | 0.00% | Disagree (0) | 0.00% | Neutral (0) | 0.00% | Agree (1) | 9.09%  | Strongly Agree (10) | 90.91% | [ Total (11) ] |  | Statistics | Value | Mean | 4.91 | Standard Deviation | 0.30 | <p>2. The instructor was responsive to my communications in a timely manner.</p>  <table border="1"> <thead> <tr> <th>Response</th> <th>Percentage</th> </tr> </thead> <tbody> <tr> <td>Strongly Disagree (0)</td> <td>0.00%</td> </tr> <tr> <td>Disagree (0)</td> <td>0.00%</td> </tr> <tr> <td>Neutral (0)</td> <td>0.00%</td> </tr> <tr> <td>Agree (1)</td> <td>9.09%</td> </tr> <tr> <td>Strongly Agree (10)</td> <td>90.91%</td> </tr> <tr> <td>[ Total (11) ]</td> <td></td> </tr> </tbody> </table> <table border="1"> <thead> <tr> <th>Statistics</th> <th>Value</th> </tr> </thead> <tbody> <tr> <td>Mean</td> <td>4.91</td> </tr> <tr> <td>Standard Deviation</td> <td>0.30</td> </tr> </tbody> </table> | Response | Percentage | Strongly Disagree (0) | 0.00% | Disagree (0) | 0.00% | Neutral (0) | 0.00% | Agree (1) | 9.09% | Strongly Agree (10) | 90.91% | [ Total (11) ] |  | Statistics | Value | Mean | 4.91 | Standard Deviation | 0.30 |
|--|------------|------------|-----------------------|-------|--------------|-------|-------------|-------|-----------|--------|---------------------|--------|----------------|--|------------|-------|------|------|--------------------|------|--|----------|------------|-----------------------|-------|--------------|-------|-------------|-------|-----------|-------|---------------------|--------|----------------|--|------------|-------|------|------|--------------------|------|
| Response   | Percentage |            |                       |       |              |       |             |       |           |        |                     |        |                |  |            |       |      |      |                    |      |  |          |            |                       |       |              |       |             |       |           |       |                     |        |                |  |            |       |      |      |                    |      |
| Strongly Disagree (0)  | 0.00%      |            |                       |       |              |       |             |       |           |        |                     |        |                |  |            |       |      |      |                    |      |  |          |            |                       |       |              |       |             |       |           |       |                     |        |                |  |            |       |      |      |                    |      |
| Disagree (0)   | 0.00%      |            |                       |       |              |       |             |       |           |        |                     |        |                |  |            |       |      |      |                    |      |  |          |            |                       |       |              |       |             |       |           |       |                     |        |                |  |            |       |      |      |                    |      |
| Neutral (0)  | 0.00%      |            |                       |       |              |       |             |       |           |        |                     |        |                |  |            |       |      |      |                    |      |  |          |            |                       |       |              |       |             |       |           |       |                     |        |                |  |            |       |      |      |                    |      |
| Agree (1)  | 9.09%      |            |                       |       |              |       |             |       |           |        |                     |        |                |  |            |       |      |      |                    |      |  |          |            |                       |       |              |       |             |       |           |       |                     |        |                |  |            |       |      |      |                    |      |
| Strongly Agree (10)  | 90.91%     |            |                       |       |              |       |             |       |           |        |                     |        |                |  |            |       |      |      |                    |      |  |          |            |                       |       |              |       |             |       |           |       |                     |        |                |  |            |       |      |      |                    |      |
| [ Total (11) ]   |            |            |                       |       |              |       |             |       |           |        |                     |        |                |  |            |       |      |      |                    |      |  |          |            |                       |       |              |       |             |       |           |       |                     |        |                |  |            |       |      |      |                    |      |
| Statistics   | Value      |            |                       |       |              |       |             |       |           |        |                     |        |                |  |            |       |      |      |                    |      |  |          |            |                       |       |              |       |             |       |           |       |                     |        |                |  |            |       |      |      |                    |      |
| Mean   | 4.91       |            |                       |       |              |       |             |       |           |        |                     |        |                |  |            |       |      |      |                    |      |  |          |            |                       |       |              |       |             |       |           |       |                     |        |                |  |            |       |      |      |                    |      |
| Standard Deviation   | 0.30       |            |                       |       |              |       |             |       |           |        |                     |        |                |  |            |       |      |      |                    |      |  |          |            |                       |       |              |       |             |       |           |       |                     |        |                |  |            |       |      |      |                    |      |
| Response   | Percentage |            |                       |       |              |       |             |       |           |        |                     |        |                |  |            |       |      |      |                    |      |  |          |            |                       |       |              |       |             |       |           |       |                     |        |                |  |            |       |      |      |                    |      |
| Strongly Disagree (0)  | 0.00%      |            |                       |       |              |       |             |       |           |        |                     |        |                |  |            |       |      |      |                    |      |  |          |            |                       |       |              |       |             |       |           |       |                     |        |                |  |            |       |      |      |                    |      |
| Disagree (0)   | 0.00%      |            |                       |       |              |       |             |       |           |        |                     |        |                |  |            |       |      |      |                    |      |  |          |            |                       |       |              |       |             |       |           |       |                     |        |                |  |            |       |      |      |                    |      |
| Neutral (0)  | 0.00%      |            |                       |       |              |       |             |       |           |        |                     |        |                |  |            |       |      |      |                    |      |  |          |            |                       |       |              |       |             |       |           |       |                     |        |                |  |            |       |      |      |                    |      |
| Agree (1)  | 9.09%      |            |                       |       |              |       |             |       |           |        |                     |        |                |  |            |       |      |      |                    |      |  |          |            |                       |       |              |       |             |       |           |       |                     |        |                |  |            |       |      |      |                    |      |
| Strongly Agree (10)  | 90.91%     |            |                       |       |              |       |             |       |           |        |                     |        |                |  |            |       |      |      |                    |      |  |          |            |                       |       |              |       |             |       |           |       |                     |        |                |  |            |       |      |      |                    |      |
| [ Total (11) ]   |            |            |                       |       |              |       |             |       |           |        |                     |        |                |  |            |       |      |      |                    |      |  |          |            |                       |       |              |       |             |       |           |       |                     |        |                |  |            |       |      |      |                    |      |
| Statistics   | Value      |            |                       |       |              |       |             |       |           |        |                     |        |                |  |            |       |      |      |                    |      |  |          |            |                       |       |              |       |             |       |           |       |                     |        |                |  |            |       |      |      |                    |      |
| Mean   | 4.91       |            |                       |       |              |       |             |       |           |        |                     |        |                |  |            |       |      |      |                    |      |  |          |            |                       |       |              |       |             |       |           |       |                     |        |                |  |            |       |      |      |                    |      |
| Standard Deviation   | 0.30       |            |                       |       |              |       |             |       |           |        |                     |        |                |  |            |       |      |      |                    |      |  |          |            |                       |       |              |       |             |       |           |       |                     |        |                |  |            |       |      |      |                    |      |
| <p>3. The online materials and communication clearly presented course content.</p>  <table border="1"> <thead> <tr> <th>Response</th> <th>Percentage</th> </tr> </thead> <tbody> <tr> <td>Strongly Disagree (0)</td> <td>0.00%</td> </tr> <tr> <td>Disagree (0)</td> <td>0.00%</td> </tr> <tr> <td>Neutral (0)</td> <td>0.00%</td> </tr> <tr> <td>Agree (2)</td> <td>18.18%</td> </tr> <tr> <td>Strongly Agree (9)</td> <td>81.82%</td> </tr> <tr> <td>[ Total (11) ]</td> <td></td> </tr> </tbody> </table> <table border="1"> <thead> <tr> <th>Statistics</th> <th>Value</th> </tr> </thead> <tbody> <tr> <td>Mean</td> <td>4.82</td> </tr> <tr> <td>Standard Deviation</td> <td>0.40</td> </tr> </tbody> </table>    | Response   | Percentage | Strongly Disagree (0) | 0.00% | Disagree (0) | 0.00% | Neutral (0) | 0.00% | Agree (2) | 18.18% | Strongly Agree (9)  | 81.82% | [ Total (11) ] |  | Statistics | Value | Mean | 4.82 | Standard Deviation | 0.40 | <p>4. The instructor evaluates in a fair manner.</p>  <table border="1"> <thead> <tr> <th>Response</th> <th>Percentage</th> </tr> </thead> <tbody> <tr> <td>Strongly Disagree (0)</td> <td>0.00%</td> </tr> <tr> <td>Disagree (0)</td> <td>0.00%</td> </tr> <tr> <td>Neutral (0)</td> <td>0.00%</td> </tr> <tr> <td>Agree (1)</td> <td>9.09%</td> </tr> <tr> <td>Strongly Agree (10)</td> <td>90.91%</td> </tr> <tr> <td>[ Total (11) ]</td> <td></td> </tr> </tbody> </table> <table border="1"> <thead> <tr> <th>Statistics</th> <th>Value</th> </tr> </thead> <tbody> <tr> <td>Mean</td> <td>4.91</td> </tr> <tr> <td>Standard Deviation</td> <td>0.30</td> </tr> </tbody> </table>                             | Response | Percentage | Strongly Disagree (0) | 0.00% | Disagree (0) | 0.00% | Neutral (0) | 0.00% | Agree (1) | 9.09% | Strongly Agree (10) | 90.91% | [ Total (11) ] |  | Statistics | Value | Mean | 4.91 | Standard Deviation | 0.30 |
| Response   | Percentage |            |                       |       |              |       |             |       |           |        |                     |        |                |  |            |       |      |      |                    |      |  |          |            |                       |       |              |       |             |       |           |       |                     |        |                |  |            |       |      |      |                    |      |
| Strongly Disagree (0)  | 0.00%      |            |                       |       |              |       |             |       |           |        |                     |        |                |  |            |       |      |      |                    |      |  |          |            |                       |       |              |       |             |       |           |       |                     |        |                |  |            |       |      |      |                    |      |
| Disagree (0)   | 0.00%      |            |                       |       |              |       |             |       |           |        |                     |        |                |  |            |       |      |      |                    |      |  |          |            |                       |       |              |       |             |       |           |       |                     |        |                |  |            |       |      |      |                    |      |
| Neutral (0)  | 0.00%      |            |                       |       |              |       |             |       |           |        |                     |        |                |  |            |       |      |      |                    |      |  |          |            |                       |       |              |       |             |       |           |       |                     |        |                |  |            |       |      |      |                    |      |
| Agree (2)  | 18.18%     |            |                       |       |              |       |             |       |           |        |                     |        |                |  |            |       |      |      |                    |      |  |          |            |                       |       |              |       |             |       |           |       |                     |        |                |  |            |       |      |      |                    |      |
| Strongly Agree (9)   | 81.82%     |            |                       |       |              |       |             |       |           |        |                     |        |                |  |            |       |      |      |                    |      |  |          |            |                       |       |              |       |             |       |           |       |                     |        |                |  |            |       |      |      |                    |      |
| [ Total (11) ]   |            |            |                       |       |              |       |             |       |           |        |                     |        |                |  |            |       |      |      |                    |      |  |          |            |                       |       |              |       |             |       |           |       |                     |        |                |  |            |       |      |      |                    |      |
| Statistics   | Value      |            |                       |       |              |       |             |       |           |        |                     |        |                |  |            |       |      |      |                    |      |  |          |            |                       |       |              |       |             |       |           |       |                     |        |                |  |            |       |      |      |                    |      |
| Mean   | 4.82       |            |                       |       |              |       |             |       |           |        |                     |        |                |  |            |       |      |      |                    |      |  |          |            |                       |       |              |       |             |       |           |       |                     |        |                |  |            |       |      |      |                    |      |
| Standard Deviation   | 0.40       |            |                       |       |              |       |             |       |           |        |                     |        |                |  |            |       |      |      |                    |      |  |          |            |                       |       |              |       |             |       |           |       |                     |        |                |  |            |       |      |      |                    |      |
| Response   | Percentage |            |                       |       |              |       |             |       |           |        |                     |        |                |  |            |       |      |      |                    |      |  |          |            |                       |       |              |       |             |       |           |       |                     |        |                |  |            |       |      |      |                    |      |
| Strongly Disagree (0)  | 0.00%      |            |                       |       |              |       |             |       |           |        |                     |        |                |  |            |       |      |      |                    |      |  |          |            |                       |       |              |       |             |       |           |       |                     |        |                |  |            |       |      |      |                    |      |
| Disagree (0)   | 0.00%      |            |                       |       |              |       |             |       |           |        |                     |        |                |  |            |       |      |      |                    |      |  |          |            |                       |       |              |       |             |       |           |       |                     |        |                |  |            |       |      |      |                    |      |
| Neutral (0)  | 0.00%      |            |                       |       |              |       |             |       |           |        |                     |        |                |  |            |       |      |      |                    |      |  |          |            |                       |       |              |       |             |       |           |       |                     |        |                |  |            |       |      |      |                    |      |
| Agree (1)  | 9.09%      |            |                       |       |              |       |             |       |           |        |                     |        |                |  |            |       |      |      |                    |      |  |          |            |                       |       |              |       |             |       |           |       |                     |        |                |  |            |       |      |      |                    |      |
| Strongly Agree (10)  | 90.91%     |            |                       |       |              |       |             |       |           |        |                     |        |                |  |            |       |      |      |                    |      |  |          |            |                       |       |              |       |             |       |           |       |                     |        |                |  |            |       |      |      |                    |      |
| [ Total (11) ]   |            |            |                       |       |              |       |             |       |           |        |                     |        |                |  |            |       |      |      |                    |      |  |          |            |                       |       |              |       |             |       |           |       |                     |        |                |  |            |       |      |      |                    |      |
| Statistics   | Value      |            |                       |       |              |       |             |       |           |        |                     |        |                |  |            |       |      |      |                    |      |  |          |            |                       |       |              |       |             |       |           |       |                     |        |                |  |            |       |      |      |                    |      |
| Mean   | 4.91       |            |                       |       |              |       |             |       |           |        |                     |        |                |  |            |       |      |      |                    |      |  |          |            |                       |       |              |       |             |       |           |       |                     |        |                |  |            |       |      |      |                    |      |
| Standard Deviation   | 0.30       |            |                       |       |              |       |             |       |           |        |                     |        |                |  |            |       |      |      |                    |      |  |          |            |                       |       |              |       |             |       |           |       |                     |        |                |  |            |       |      |      |                    |      |
| <p>5. The instructor is willing to give individual assistance.</p>  <table border="1"> <thead> <tr> <th>Response</th> <th>Percentage</th> </tr> </thead> <tbody> <tr> <td>Strongly Disagree (0)</td> <td>0.00%</td> </tr> <tr> <td>Disagree (0)</td> <td>0.00%</td> </tr> <tr> <td>Neutral (0)</td> <td>0.00%</td> </tr> <tr> <td>Agree (1)</td> <td>9.09%</td> </tr> <tr> <td>Strongly Agree (10)</td> <td>90.91%</td> </tr> <tr> <td>[ Total (11) ]</td> <td></td> </tr> </tbody> </table> <table border="1"> <thead> <tr> <th>Statistics</th> <th>Value</th> </tr> </thead> <tbody> <tr> <td>Mean</td> <td>4.91</td> </tr> <tr> <td>Standard Deviation</td> <td>0.30</td> </tr> </tbody> </table>                  | Response   | Percentage | Strongly Disagree (0) | 0.00% | Disagree (0) | 0.00% | Neutral (0) | 0.00% | Agree (1) | 9.09%  | Strongly Agree (10) | 90.91% | [ Total (11) ] |  | Statistics | Value | Mean | 4.91 | Standard Deviation | 0.30 | <p>6. The instructor treats students with respect.</p>  <table border="1"> <thead> <tr> <th>Response</th> <th>Percentage</th> </tr> </thead> <tbody> <tr> <td>Strongly Disagree (0)</td> <td>0.00%</td> </tr> <tr> <td>Disagree (0)</td> <td>0.00%</td> </tr> <tr> <td>Neutral (0)</td> <td>0.00%</td> </tr> <tr> <td>Agree (1)</td> <td>9.09%</td> </tr> <tr> <td>Strongly Agree (10)</td> <td>90.91%</td> </tr> <tr> <td>[ Total (11) ]</td> <td></td> </tr> </tbody> </table> <table border="1"> <thead> <tr> <th>Statistics</th> <th>Value</th> </tr> </thead> <tbody> <tr> <td>Mean</td> <td>4.91</td> </tr> <tr> <td>Standard Deviation</td> <td>0.30</td> </tr> </tbody> </table>                         | Response | Percentage | Strongly Disagree (0) | 0.00% | Disagree (0) | 0.00% | Neutral (0) | 0.00% | Agree (1) | 9.09% | Strongly Agree (10) | 90.91% | [ Total (11) ] |  | Statistics | Value | Mean | 4.91 | Standard Deviation | 0.30 |
| Response   | Percentage |            |                       |       |              |       |             |       |           |        |                     |        |                |  |            |       |      |      |                    |      |  |          |            |                       |       |              |       |             |       |           |       |                     |        |                |  |            |       |      |      |                    |      |
| Strongly Disagree (0)  | 0.00%      |            |                       |       |              |       |             |       |           |        |                     |        |                |  |            |       |      |      |                    |      |  |          |            |                       |       |              |       |             |       |           |       |                     |        |                |  |            |       |      |      |                    |      |
| Disagree (0)   | 0.00%      |            |                       |       |              |       |             |       |           |        |                     |        |                |  |            |       |      |      |                    |      |  |          |            |                       |       |              |       |             |       |           |       |                     |        |                |  |            |       |      |      |                    |      |
| Neutral (0)  | 0.00%      |            |                       |       |              |       |             |       |           |        |                     |        |                |  |            |       |      |      |                    |      |  |          |            |                       |       |              |       |             |       |           |       |                     |        |                |  |            |       |      |      |                    |      |
| Agree (1)  | 9.09%      |            |                       |       |              |       |             |       |           |        |                     |        |                |  |            |       |      |      |                    |      |  |          |            |                       |       |              |       |             |       |           |       |                     |        |                |  |            |       |      |      |                    |      |
| Strongly Agree (10)  | 90.91%     |            |                       |       |              |       |             |       |           |        |                     |        |                |  |            |       |      |      |                    |      |  |          |            |                       |       |              |       |             |       |           |       |                     |        |                |  |            |       |      |      |                    |      |
| [ Total (11) ]   |            |            |                       |       |              |       |             |       |           |        |                     |        |                |  |            |       |      |      |                    |      |  |          |            |                       |       |              |       |             |       |           |       |                     |        |                |  |            |       |      |      |                    |      |
| Statistics   | Value      |            |                       |       |              |       |             |       |           |        |                     |        |                |  |            |       |      |      |                    |      |  |          |            |                       |       |              |       |             |       |           |       |                     |        |                |  |            |       |      |      |                    |      |
| Mean   | 4.91       |            |                       |       |              |       |             |       |           |        |                     |        |                |  |            |       |      |      |                    |      |  |          |            |                       |       |              |       |             |       |           |       |                     |        |                |  |            |       |      |      |                    |      |
| Standard Deviation   | 0.30       |            |                       |       |              |       |             |       |           |        |                     |        |                |  |            |       |      |      |                    |      |  |          |            |                       |       |              |       |             |       |           |       |                     |        |                |  |            |       |      |      |                    |      |
| Response   | Percentage |            |                       |       |              |       |             |       |           |        |                     |        |                |  |            |       |      |      |                    |      |  |          |            |                       |       |              |       |             |       |           |       |                     |        |                |  |            |       |      |      |                    |      |
| Strongly Disagree (0)  | 0.00%      |            |                       |       |              |       |             |       |           |        |                     |        |                |  |            |       |      |      |                    |      |  |          |            |                       |       |              |       |             |       |           |       |                     |        |                |  |            |       |      |      |                    |      |
| Disagree (0)   | 0.00%      |            |                       |       |              |       |             |       |           |        |                     |        |                |  |            |       |      |      |                    |      |  |          |            |                       |       |              |       |             |       |           |       |                     |        |                |  |            |       |      |      |                    |      |
| Neutral (0)  | 0.00%      |            |                       |       |              |       |             |       |           |        |                     |        |                |  |            |       |      |      |                    |      |  |          |            |                       |       |              |       |             |       |           |       |                     |        |                |  |            |       |      |      |                    |      |
| Agree (1)  | 9.09%      |            |                       |       |              |       |             |       |           |        |                     |        |                |  |            |       |      |      |                    |      |  |          |            |                       |       |              |       |             |       |           |       |                     |        |                |  |            |       |      |      |                    |      |
| Strongly Agree (10)  | 90.91%     |            |                       |       |              |       |             |       |           |        |                     |        |                |  |            |       |      |      |                    |      |  |          |            |                       |       |              |       |             |       |           |       |                     |        |                |  |            |       |      |      |                    |      |
| [ Total (11) ]   |            |            |                       |       |              |       |             |       |           |        |                     |        |                |  |            |       |      |      |                    |      |  |          |            |                       |       |              |       |             |       |           |       |                     |        |                |  |            |       |      |      |                    |      |
| Statistics   | Value      |            |                       |       |              |       |             |       |           |        |                     |        |                |  |            |       |      |      |                    |      |  |          |            |                       |       |              |       |             |       |           |       |                     |        |                |  |            |       |      |      |                    |      |
| Mean   | 4.91       |            |                       |       |              |       |             |       |           |        |                     |        |                |  |            |       |      |      |                    |      |  |          |            |                       |       |              |       |             |       |           |       |                     |        |                |  |            |       |      |      |                    |      |
| Standard Deviation   | 0.30       |            |                       |       |              |       |             |       |           |        |                     |        |                |  |            |       |      |      |                    |      |  |          |            |                       |       |              |       |             |       |           |       |                     |        |                |  |            |       |      |      |                    |      |
| <p>7. The instructor is adequately meeting the goals/objectives of this course.</p>  <table border="1"> <thead> <tr> <th>Response</th> <th>Percentage</th> </tr> </thead> <tbody> <tr> <td>Strongly Disagree (0)</td> <td>0.00%</td> </tr> <tr> <td>Disagree (0)</td> <td>0.00%</td> </tr> <tr> <td>Neutral (0)</td> <td>0.00%</td> </tr> <tr> <td>Agree (1)</td> <td>9.09%</td> </tr> <tr> <td>Strongly Agree (10)</td> <td>90.91%</td> </tr> <tr> <td>[ Total (11) ]</td> <td></td> </tr> </tbody> </table> <table border="1"> <thead> <tr> <th>Statistics</th> <th>Value</th> </tr> </thead> <tbody> <tr> <td>Mean</td> <td>4.91</td> </tr> <tr> <td>Standard Deviation</td> <td>0.30</td> </tr> </tbody> </table> | Response   | Percentage | Strongly Disagree (0) | 0.00% | Disagree (0) | 0.00% | Neutral (0) | 0.00% | Agree (1) | 9.09%  | Strongly Agree (10) | 90.91% | [ Total (11) ] |  | Statistics | Value | Mean | 4.91 | Standard Deviation | 0.30 | <p>8. The instructor teaches well in an online setting.</p>  <table border="1"> <thead> <tr> <th>Response</th> <th>Percentage</th> </tr> </thead> <tbody> <tr> <td>Strongly Disagree (0)</td> <td>0.00%</td> </tr> <tr> <td>Disagree (0)</td> <td>0.00%</td> </tr> <tr> <td>Neutral (0)</td> <td>0.00%</td> </tr> <tr> <td>Agree (1)</td> <td>9.09%</td> </tr> <tr> <td>Strongly Agree (10)</td> <td>90.91%</td> </tr> <tr> <td>[ Total (11) ]</td> <td></td> </tr> </tbody> </table> <table border="1"> <thead> <tr> <th>Statistics</th> <th>Value</th> </tr> </thead> <tbody> <tr> <td>Mean</td> <td>4.91</td> </tr> <tr> <td>Standard Deviation</td> <td>0.30</td> </tr> </tbody> </table>                    | Response | Percentage | Strongly Disagree (0) | 0.00% | Disagree (0) | 0.00% | Neutral (0) | 0.00% | Agree (1) | 9.09% | Strongly Agree (10) | 90.91% | [ Total (11) ] |  | Statistics | Value | Mean | 4.91 | Standard Deviation | 0.30 |
| Response   | Percentage |            |                       |       |              |       |             |       |           |        |                     |        |                |  |            |       |      |      |                    |      |  |          |            |                       |       |              |       |             |       |           |       |                     |        |                |  |            |       |      |      |                    |      |
| Strongly Disagree (0)  | 0.00%      |            |                       |       |              |       |             |       |           |        |                     |        |                |  |            |       |      |      |                    |      |  |          |            |                       |       |              |       |             |       |           |       |                     |        |                |  |            |       |      |      |                    |      |
| Disagree (0)   | 0.00%      |            |                       |       |              |       |             |       |           |        |                     |        |                |  |            |       |      |      |                    |      |  |          |            |                       |       |              |       |             |       |           |       |                     |        |                |  |            |       |      |      |                    |      |
| Neutral (0)  | 0.00%      |            |                       |       |              |       |             |       |           |        |                     |        |                |  |            |       |      |      |                    |      |  |          |            |                       |       |              |       |             |       |           |       |                     |        |                |  |            |       |      |      |                    |      |
| Agree (1)  | 9.09%      |            |                       |       |              |       |             |       |           |        |                     |        |                |  |            |       |      |      |                    |      |  |          |            |                       |       |              |       |             |       |           |       |                     |        |                |  |            |       |      |      |                    |      |
| Strongly Agree (10)  | 90.91%     |            |                       |       |              |       |             |       |           |        |                     |        |                |  |            |       |      |      |                    |      |  |          |            |                       |       |              |       |             |       |           |       |                     |        |                |  |            |       |      |      |                    |      |
| [ Total (11) ]   |            |            |                       |       |              |       |             |       |           |        |                     |        |                |  |            |       |      |      |                    |      |  |          |            |                       |       |              |       |             |       |           |       |                     |        |                |  |            |       |      |      |                    |      |
| Statistics   | Value      |            |                       |       |              |       |             |       |           |        |                     |        |                |  |            |       |      |      |                    |      |  |          |            |                       |       |              |       |             |       |           |       |                     |        |                |  |            |       |      |      |                    |      |
| Mean   | 4.91       |            |                       |       |              |       |             |       |           |        |                     |        |                |  |            |       |      |      |                    |      |  |          |            |                       |       |              |       |             |       |           |       |                     |        |                |  |            |       |      |      |                    |      |
| Standard Deviation   | 0.30       |            |                       |       |              |       |             |       |           |        |                     |        |                |  |            |       |      |      |                    |      |  |          |            |                       |       |              |       |             |       |           |       |                     |        |                |  |            |       |      |      |                    |      |
| Response   | Percentage |            |                       |       |              |       |             |       |           |        |                     |        |                |  |            |       |      |      |                    |      |  |          |            |                       |       |              |       |             |       |           |       |                     |        |                |  |            |       |      |      |                    |      |
| Strongly Disagree (0)  | 0.00%      |            |                       |       |              |       |             |       |           |        |                     |        |                |  |            |       |      |      |                    |      |  |          |            |                       |       |              |       |             |       |           |       |                     |        |                |  |            |       |      |      |                    |      |
| Disagree (0)   | 0.00%      |            |                       |       |              |       |             |       |           |        |                     |        |                |  |            |       |      |      |                    |      |  |          |            |                       |       |              |       |             |       |           |       |                     |        |                |  |            |       |      |      |                    |      |
| Neutral (0)  | 0.00%      |            |                       |       |              |       |             |       |           |        |                     |        |                |  |            |       |      |      |                    |      |  |          |            |                       |       |              |       |             |       |           |       |                     |        |                |  |            |       |      |      |                    |      |
| Agree (1)  | 9.09%      |            |                       |       |              |       |             |       |           |        |                     |        |                |  |            |       |      |      |                    |      |  |          |            |                       |       |              |       |             |       |           |       |                     |        |                |  |            |       |      |      |                    |      |
| Strongly Agree (10)  | 90.91%     |            |                       |       |              |       |             |       |           |        |                     |        |                |  |            |       |      |      |                    |      |  |          |            |                       |       |              |       |             |       |           |       |                     |        |                |  |            |       |      |      |                    |      |
| [ Total (11) ]   |            |            |                       |       |              |       |             |       |           |        |                     |        |                |  |            |       |      |      |                    |      |  |          |            |                       |       |              |       |             |       |           |       |                     |        |                |  |            |       |      |      |                    |      |
| Statistics   | Value      |            |                       |       |              |       |             |       |           |        |                     |        |                |  |            |       |      |      |                    |      |  |          |            |                       |       |              |       |             |       |           |       |                     |        |                |  |            |       |      |      |                    |      |
| Mean   | 4.91       |            |                       |       |              |       |             |       |           |        |                     |        |                |  |            |       |      |      |                    |      |  |          |            |                       |       |              |       |             |       |           |       |                     |        |                |  |            |       |      |      |                    |      |
| Standard Deviation   | 0.30       |            |                       |       |              |       |             |       |           |        |                     |        |                |  |            |       |      |      |                    |      |  |          |            |                       |       |              |       |             |       |           |       |                     |        |                |  |            |       |      |      |                    |      |

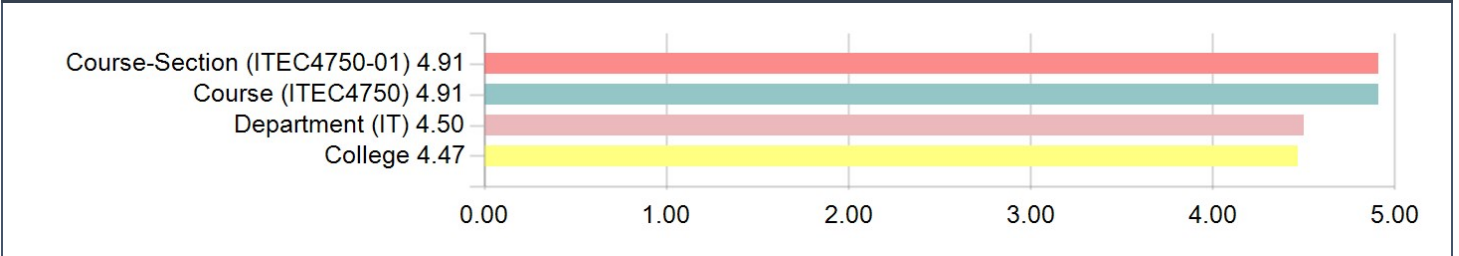


## Instructor Questions: Comparative Scores

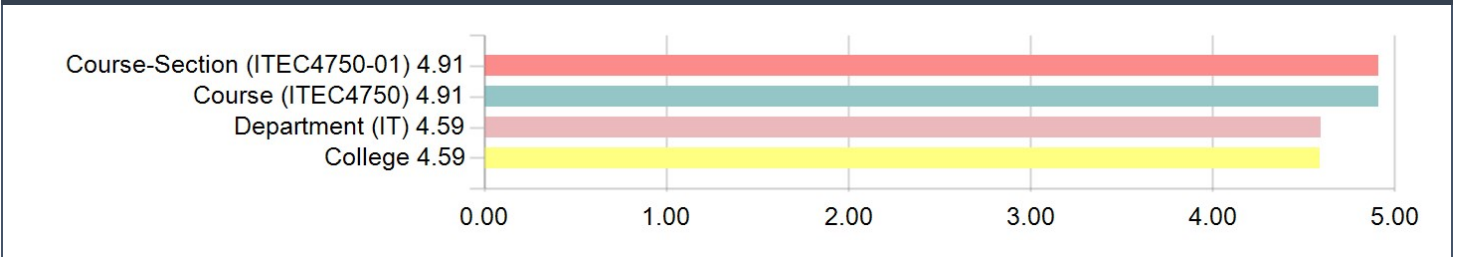


### Instructor Questions: Comparative Scores (continued)

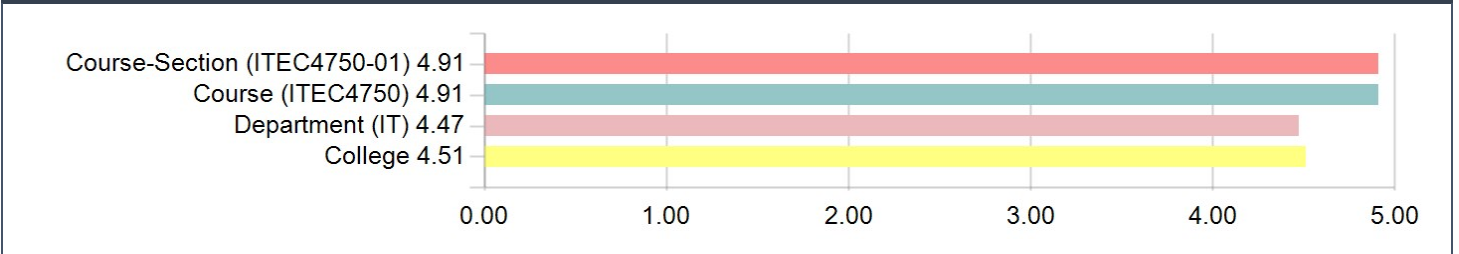
5. The instructor is willing to give individual assistance.



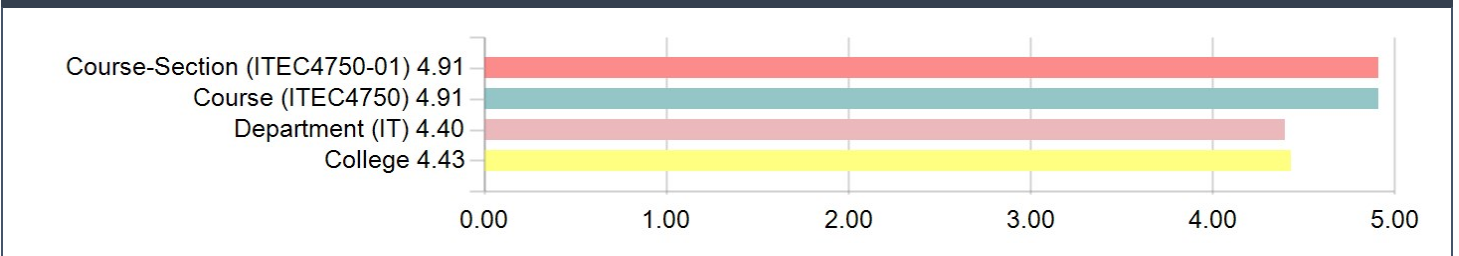
6. The instructor treats students with respect.



7. The instructor is adequately meeting the goals/objectives of this course.



8. The instructor teaches well in an online setting.



## Comments:

| Comments  |
|---|
| The course contents and requirements are appropriate and demanding to complete. Overall, great instructor, and I will recommend this course and instructor.   |
| I loved the video format and had a great experience. I was nervous about taking my Senior Capstone but Dr Girard made it a pleasant experience. Even through the online format, I was fully aware of the expectations, requirements, and deadlines. Thanks Dr. G! |
| Excellent Instructor  |
| Great course!   |